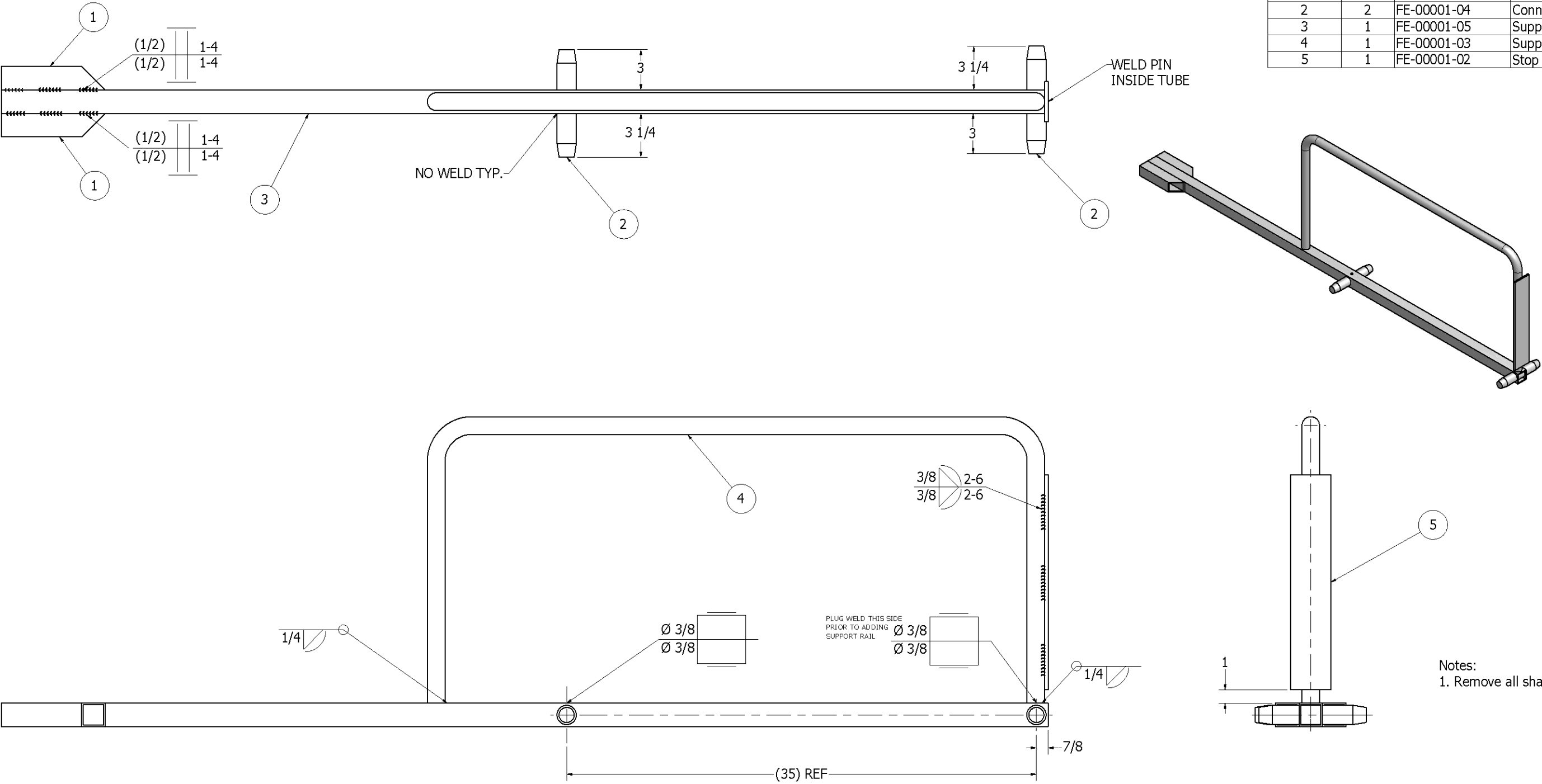
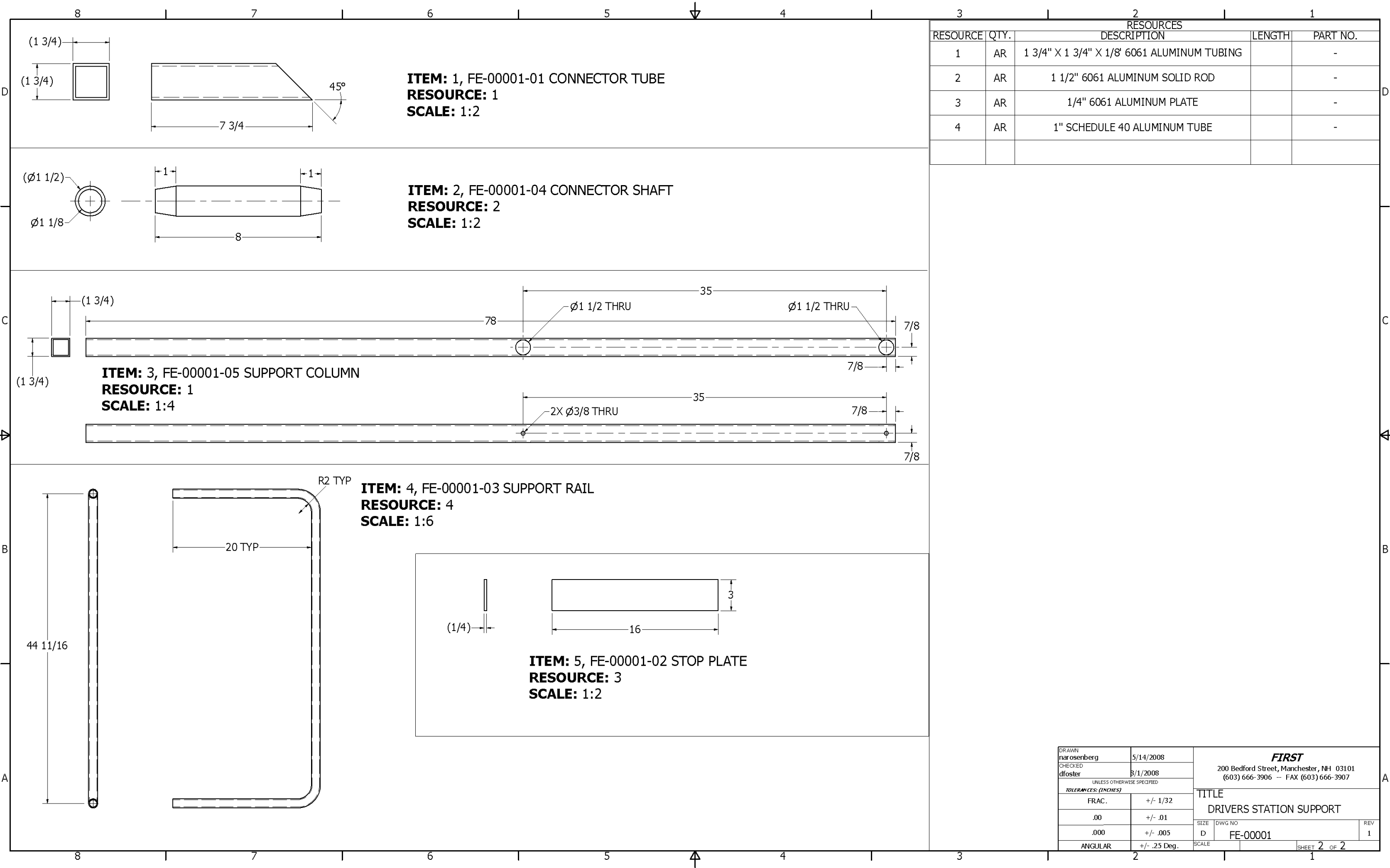


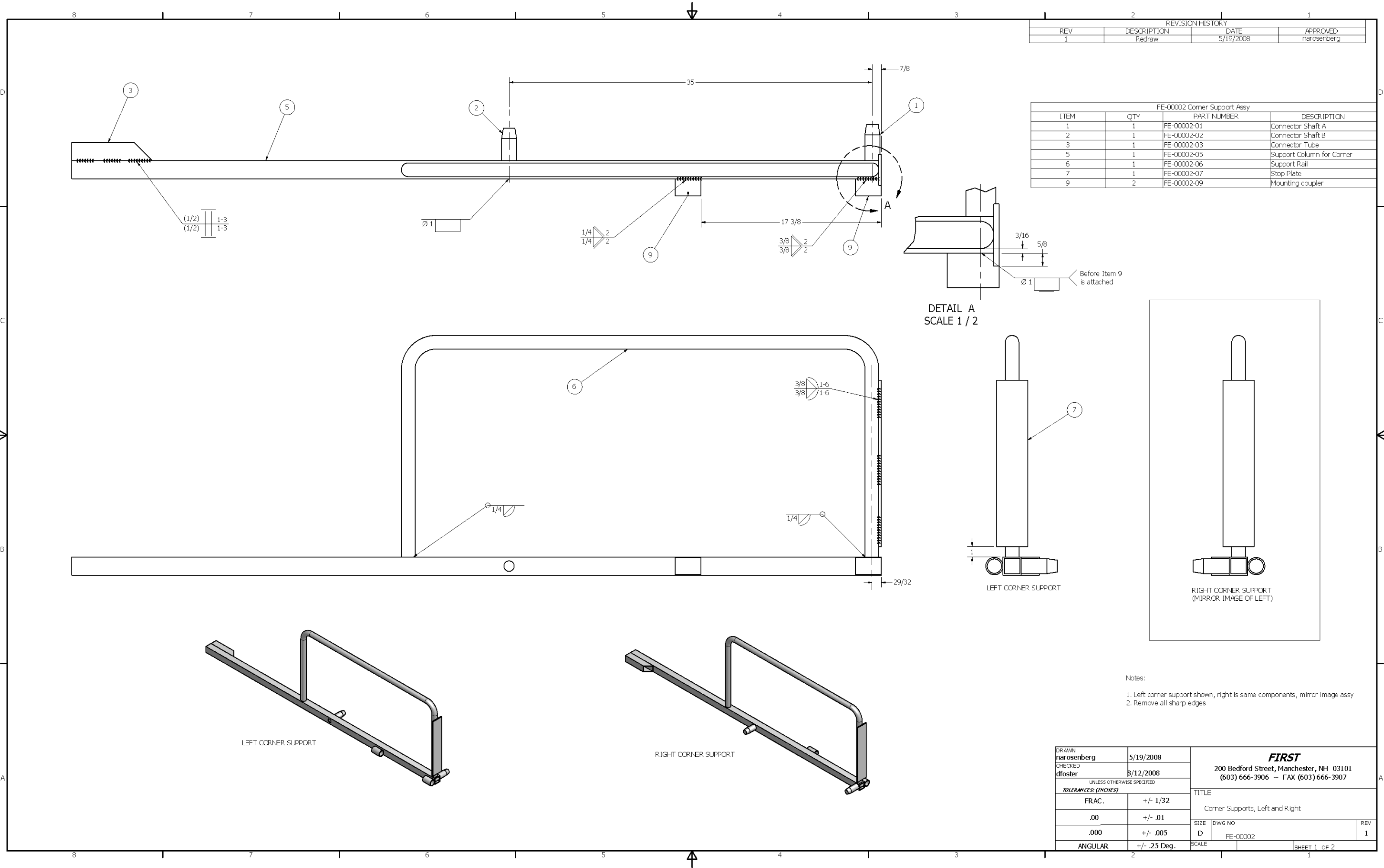
REVISION HISTORY			
REV	DESCRIPTION	DATE	APPROVED
1	Redraw	5/14/2008	narosenberg

Parts List			
ITEM	QTY	PART NUMBER	DESCRIPTION
1	2	FE-00001-01	Connector Tube
2	2	FE-00001-04	Connector Shaft
3	1	FE-00001-05	Support Column
4	1	FE-00001-03	Support Rail
5	1	FE-00001-02	Stop Plate



DRAWN narosenberg	5/14/2008	<b>FIRST</b> 200 Bedford Street, Manchester, NH 03101 (603) 666-3906 -- FAX (603) 666-3907	
CHECKED dfoster	8/1/2008		
UNLESS OTHERWISE SPECIFIED		TITLE DRIVERS STATION SUPPORT	
FRAC.	+/- 1/32	SIZE	DWG NO
.00	+/- .01	D	FE-00001
.000	+/- .005	SCALE	REV 1
ANGULAR	+/- .25 Deg.	SHEET 1 OF 2	



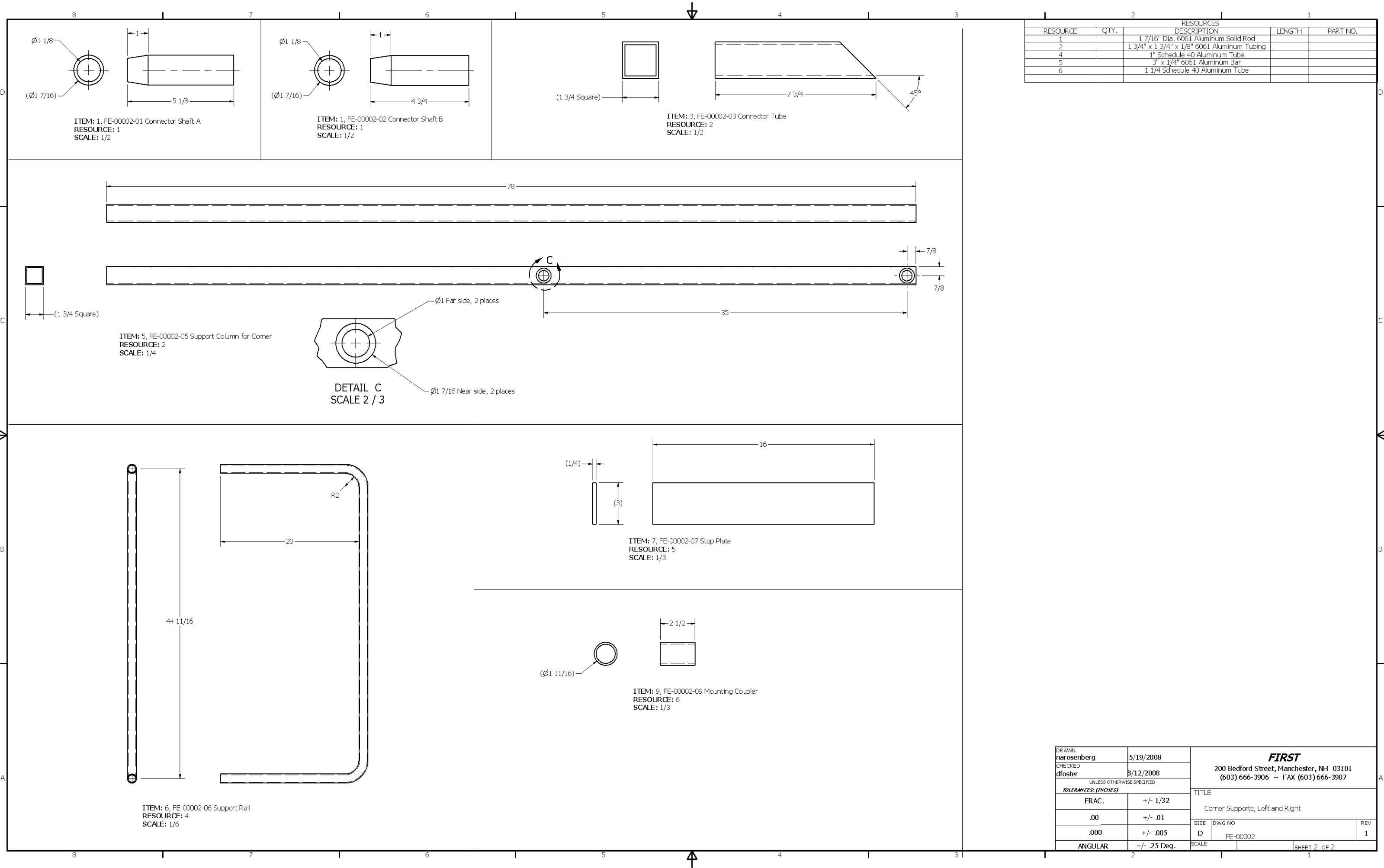


REVISION HISTORY			
REV	DESCRIPTION	DATE	APPROVED
1	Redraw	5/19/2008	narosenberg

FE-00002 Corner Support Assy			
ITEM	QTY	PART NUMBER	DESCRIPTION
1	1	FE-00002-01	Connector Shaft A
2	1	FE-00002-02	Connector Shaft B
3	1	FE-00002-03	Connector Tube
5	1	FE-00002-05	Support Column for Corner
6	1	FE-00002-06	Support Rail
7	1	FE-00002-07	Stop Plate
9	2	FE-00002-09	Mounting coupler

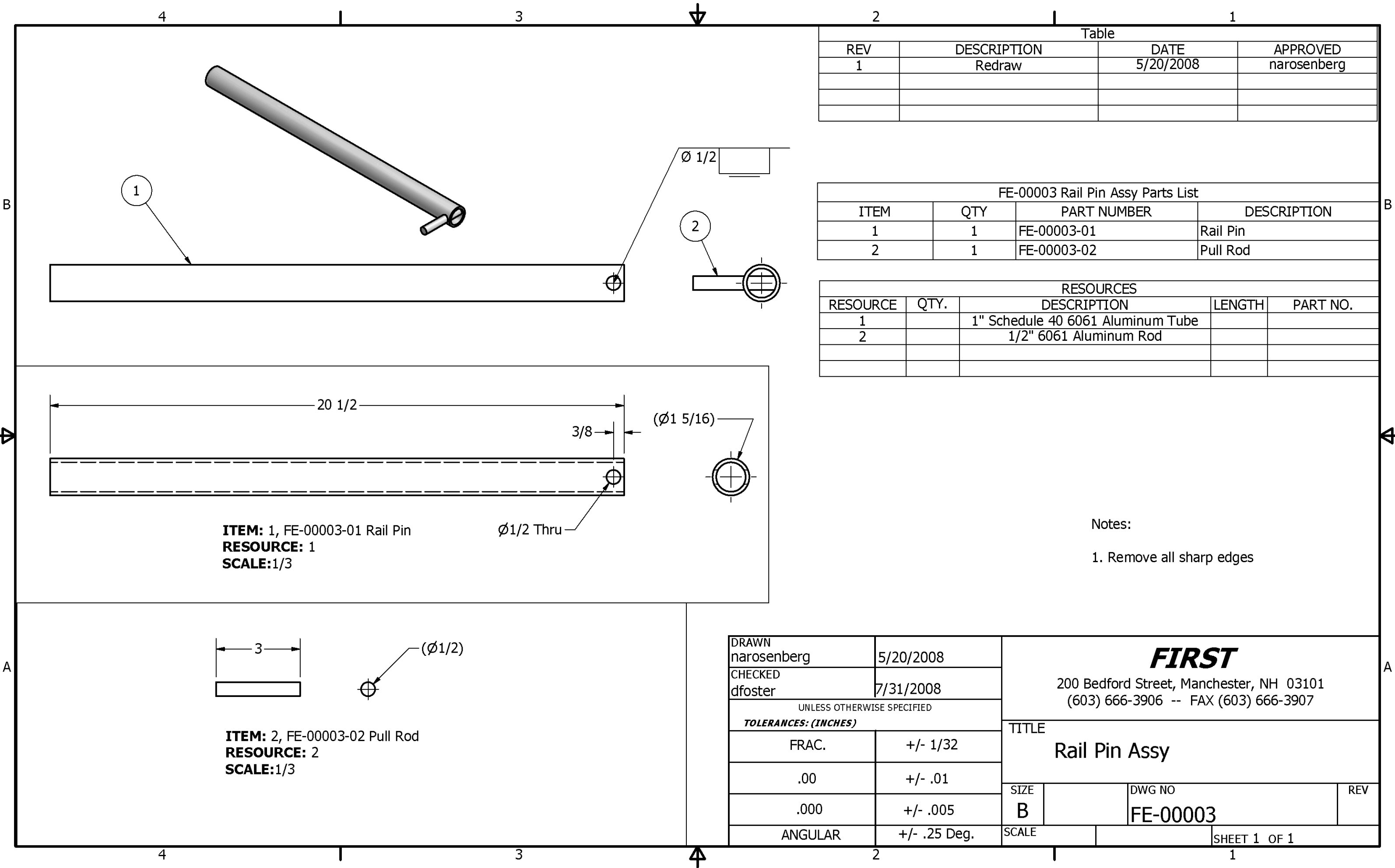
Notes:  
1. Left corner support shown, right is same components, mirror image assy  
2. Remove all sharp edges

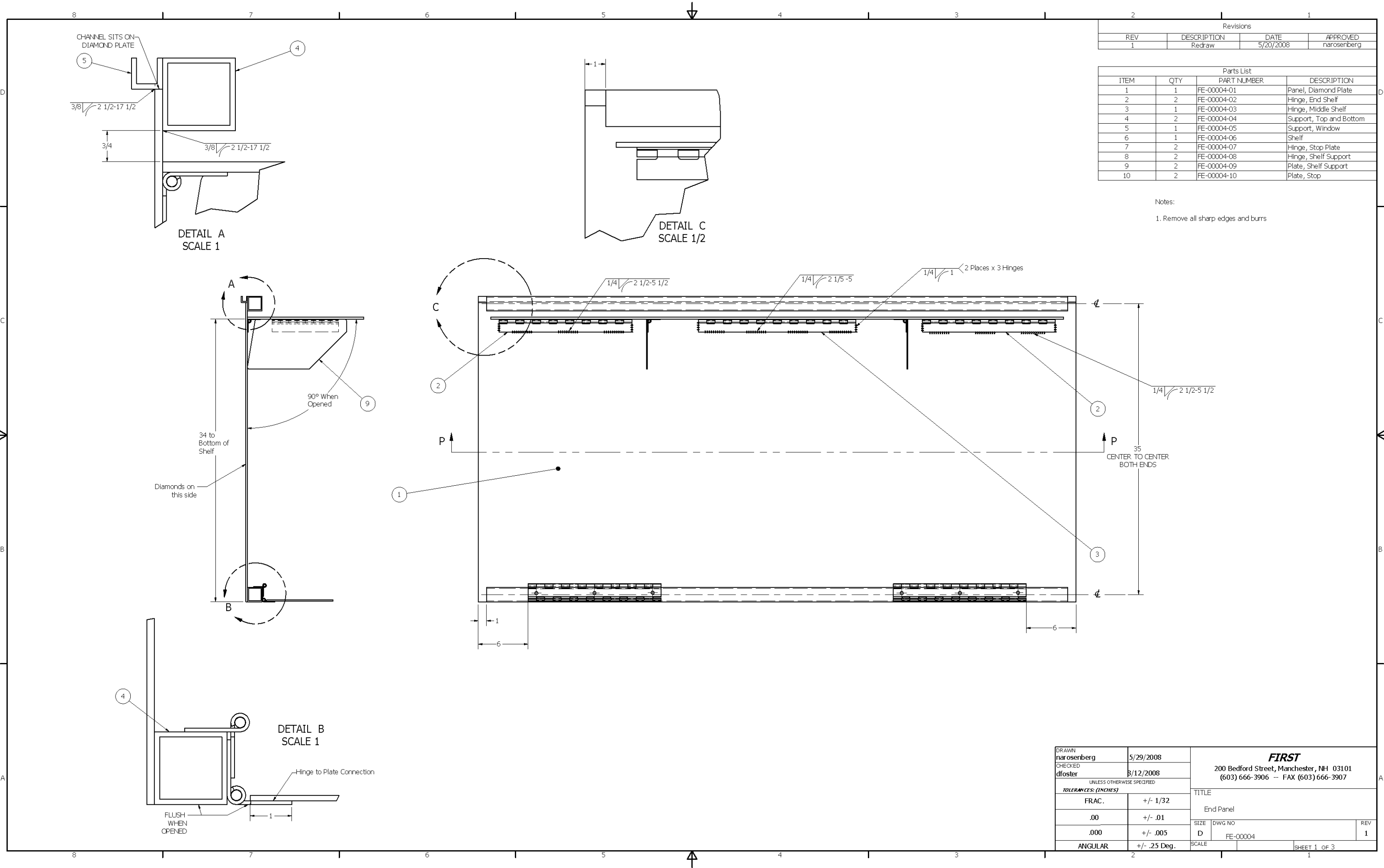
DRAWN narosenberg		5/19/2008	<b>FIRST</b> 200 Bedford Street, Manchester, NH 03101 (603) 666-3906 -- FAX (603) 666-3907	
CHECKED dfoster		8/12/2008		
UNLESS OTHERWISE SPECIFIED			TITLE Corner Supports, Left and Right	
TOLERANCES: (INCHES)			SIZE	DWG NO
FRAC.		+/- 1/32		
.00		+/- .01		
.000		+/- .005		
ANGULAR		+/- .25 Deg.		
SCALE			FE-00002	REV 1
			SHEET 1 OF 2	



RESOURCES				
RESOURCE	QTY.	DESCRIPTION	LENGTH	PART NO.
1		1 7/16" Dia. 6061 Aluminum Solid Rod		
2		1 3/4" x 1 3/4" x 1/8" 6061 Aluminum Tubing		
4		1" Schedule 40 Aluminum Tube		
5		3" x 1/4" 6061 Aluminum Bar		
6		1 1/4 Schedule 40 Aluminum Tube		

DRAWN narosenberg	5/19/2008	<b>FIRST</b> 200 Bedford Street, Manchester, NH 03101 (603) 666-3906 -- FAX (603) 666-3907		
CHECKED dfoster	8/12/2008			
UNLESS OTHERWISE SPECIFIED		TITLE		
TOLERANCES: (INCHES)		Corner Supports, Left and Right		
FRAC.	+/- 1/32	SIZE	DWG NO	REV
.00	+/- .01	D	FE-00002	1
.000	+/- .005	SCALE	SHEET 2 OF 2	
ANGULAR	+/- .25 Deg.			



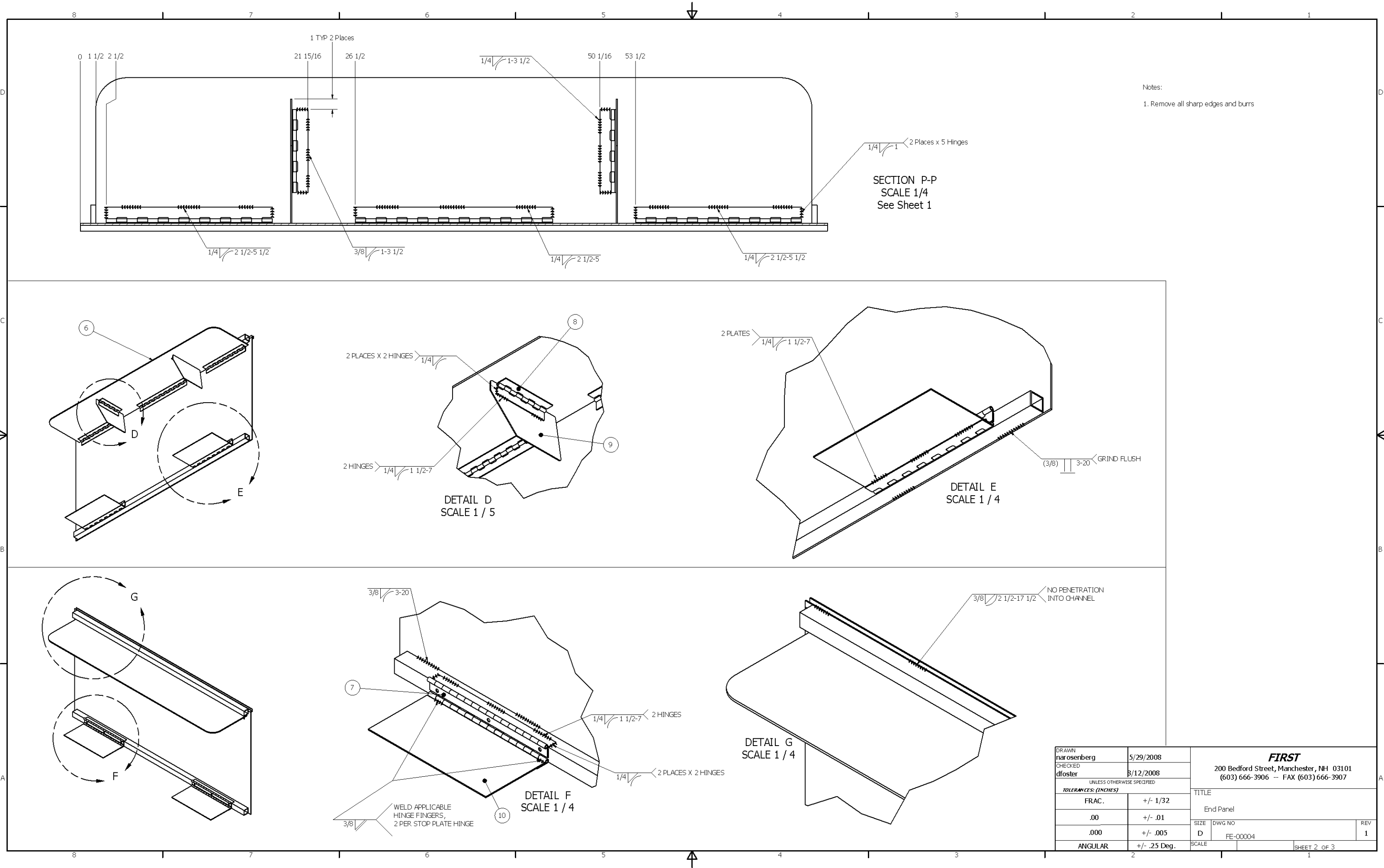


Revisions			
REV	DESCRIPTION	DATE	APPROVED
1	Redraw	5/20/2008	narosenberg

Parts List			
ITEM	QTY	PART NUMBER	DESCRIPTION
1	1	FE-00004-01	Panel, Diamond Plate
2	2	FE-00004-02	Hinge, End Shelf
3	1	FE-00004-03	Hinge, Middle Shelf
4	2	FE-00004-04	Support, Top and Bottom
5	1	FE-00004-05	Support, Window
6	1	FE-00004-06	Shelf
7	2	FE-00004-07	Hinge, Stop Plate
8	2	FE-00004-08	Hinge, Shelf Support
9	2	FE-00004-09	Plate, Shelf Support
10	2	FE-00004-10	Plate, Stop

Notes:  
1. Remove all sharp edges and burrs

DRAWN narosenberg	5/29/2008	<b>FIRST</b> 200 Bedford Street, Manchester, NH 03101 (603) 666-3906 -- FAX (603) 666-3907	
CHECKED dfoster	8/12/2008		
UNLESS OTHERWISE SPECIFIED		TITLE End Panel	
FRAC.	+/- 1/32	SIZE	DWG NO
.00	+/- .01	D	FE-00004
.000	+/- .005	SCALE	REV 1
ANGULAR	+/- .25 Deg.	SHEET 1 OF 3	

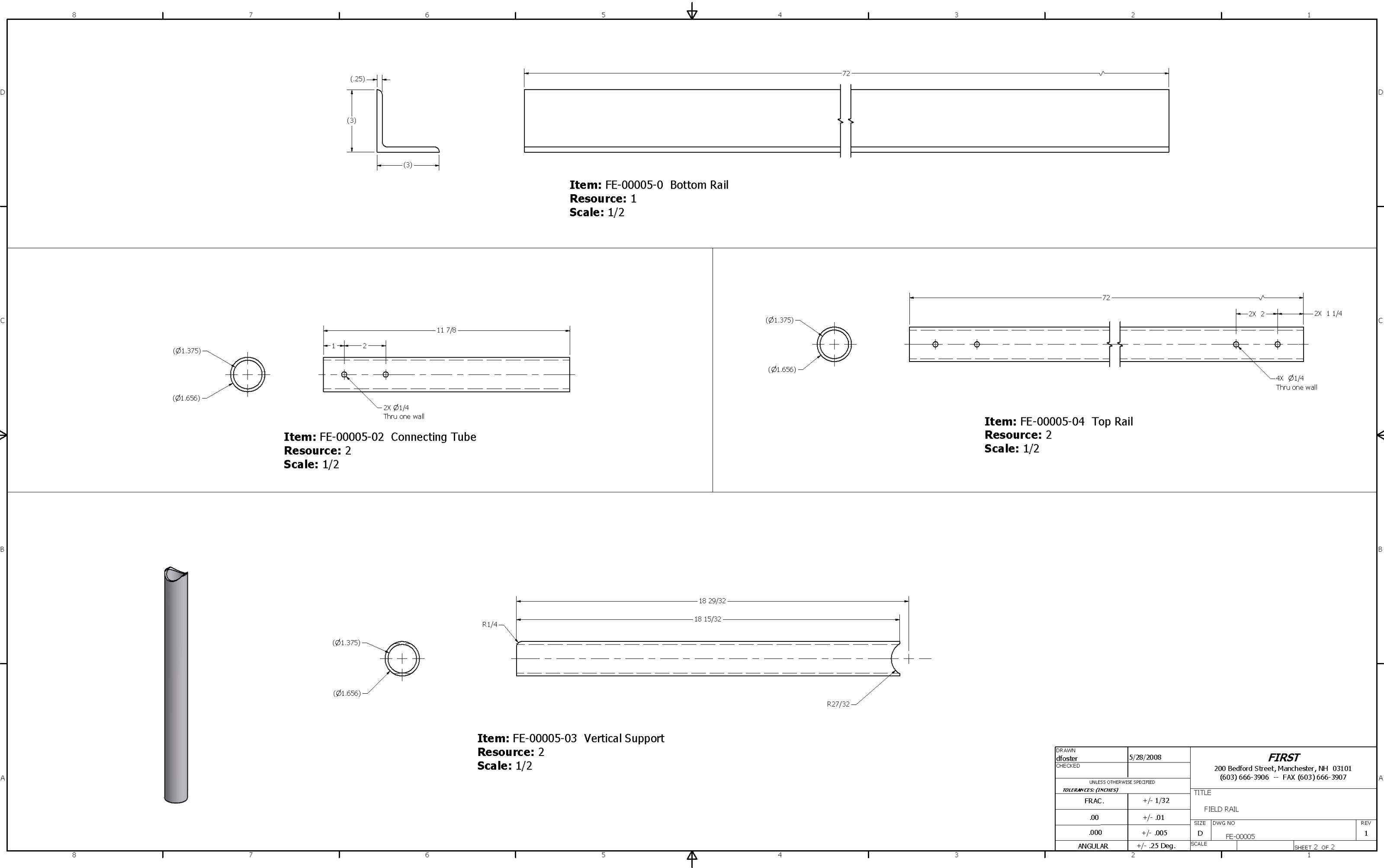


DRAWN narosenberg	5/29/2008	<b>FIRST</b> 200 Bedford Street, Manchester, NH 03101 (603) 666-3906 -- FAX (603) 666-3907	
CHECKED dfoster	8/12/2008		
UNLESS OTHERWISE SPECIFIED		TITLE End Panel	
TOLERANCES: (INCHES)		SIZE	DWG NO
FRAC.	+/- 1/32	D	FE-00004
.00	+/- .01	SCALE	REV 1
.000	+/- .005		
ANGULAR	+/- .25 Deg.		



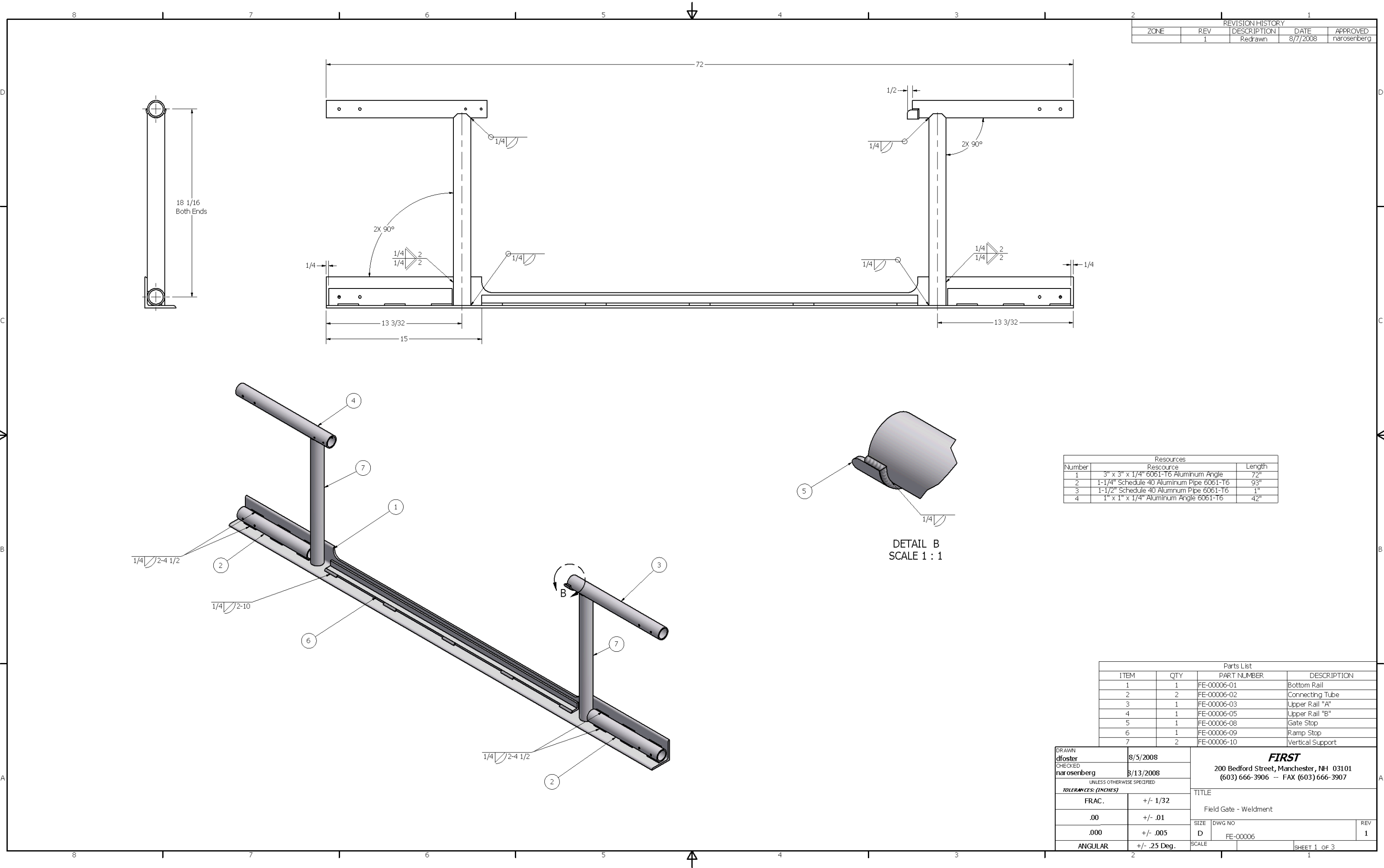






DRAWN dfoster	5/28/2008	200 Bedford Street, Manchester, NH 03101 (603) 666-3906 -- FAX (603) 666-3907		
CHECKED				
UNLESS OTHERWISE SPECIFIED		TITLE		
FRAC.	+/- 1/32	FIELD RAIL		
.00	+/- .01	SIZE	DWG NO	REV
.000	+/- .005	D	FE-00005	1
ANGULAR	+/- .25 Deg.	SCALE	SHEET 2 OF 2	

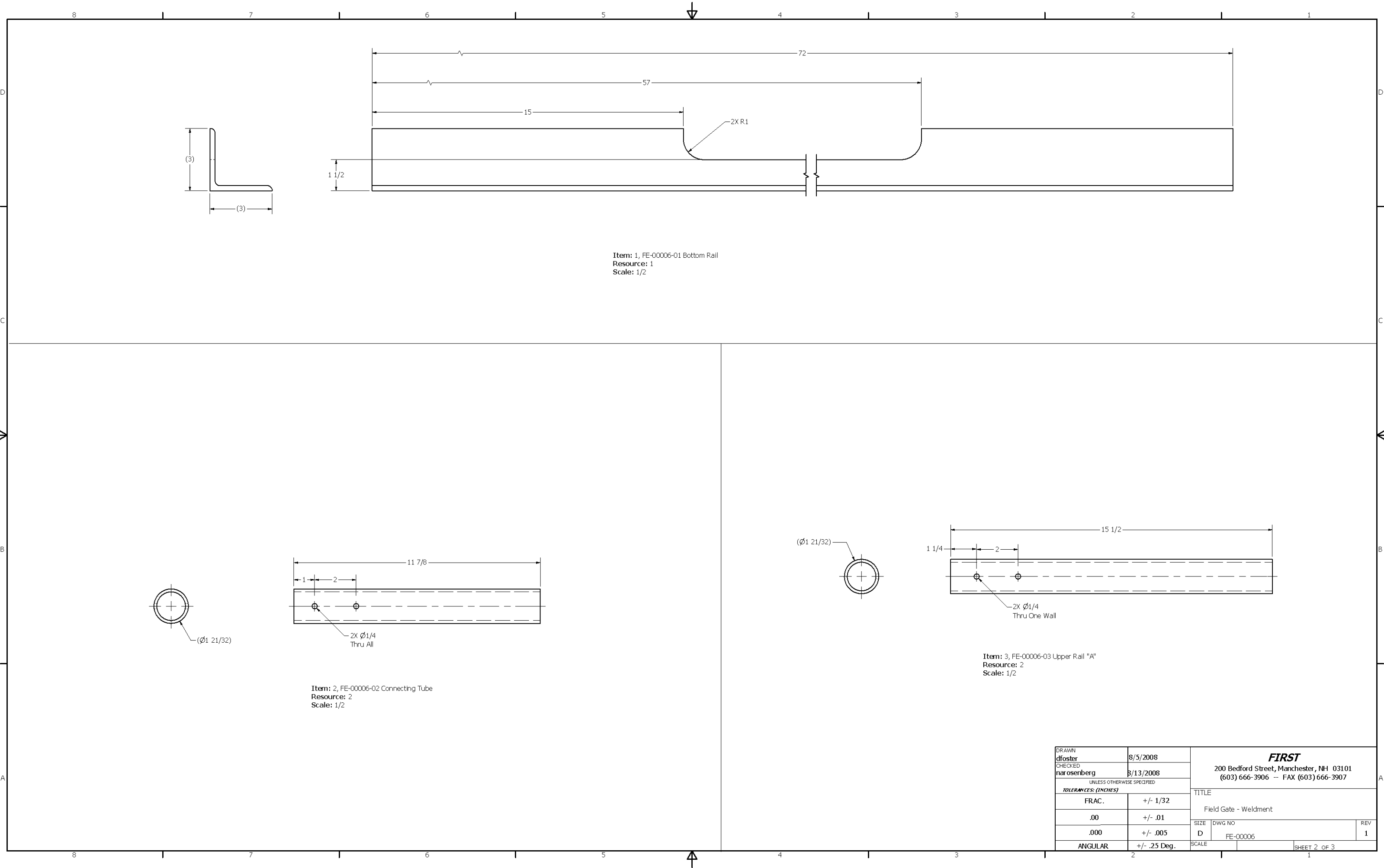
REVISION HISTORY				
ZONE	REV	DESCRIPTION	DATE	APPROVED
	1	Redrawn	8/7/2008	narosenberg

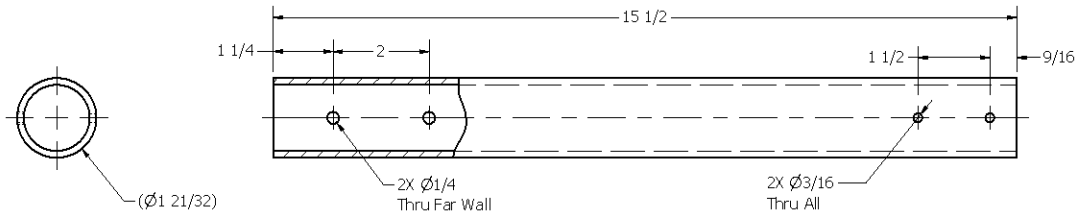


Resources		
Number	Resource	Length
1	3" x 3" x 1/4" 6061-T6 Aluminum Angle	72"
2	1-1/4" Schedule 40 Aluminum Pipe 6061-T6	93"
3	1-1/2" Schedule 40 Aluminum Pipe 6061-T6	1"
4	1" x 1" x 1/4" Aluminum Angle 6061-T6	42"

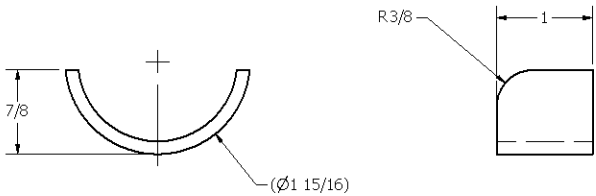
Parts List			
ITEM	QTY	PART NUMBER	DESCRIPTION
1	1	FE-00006-01	Bottom Rail
2	2	FE-00006-02	Connecting Tube
3	1	FE-00006-03	Upper Rail "A"
4	1	FE-00006-05	Upper Rail "B"
5	1	FE-00006-08	Gate Stop
6	1	FE-00006-09	Ramp Stop
7	2	FE-00006-10	Vertical Support

DRAWN dfoster		8/5/2008	<b>FIRST</b> 200 Bedford Street, Manchester, NH 03101 (603) 666-3906 -- FAX (603) 666-3907	
CHECKED narosenberg		8/13/2008		
UNLESS OTHERWISE SPECIFIED			TITLE	
TOLERANCES: (INCHES)			Field Gate - Weldment	
FRAC.	+/- 1/32		SIZE	DWG NO
.00	+/- .01		D	FE-00006
.000	+/- .005		SCALE	REV 1
ANGULAR	+/- .25 Deg.			

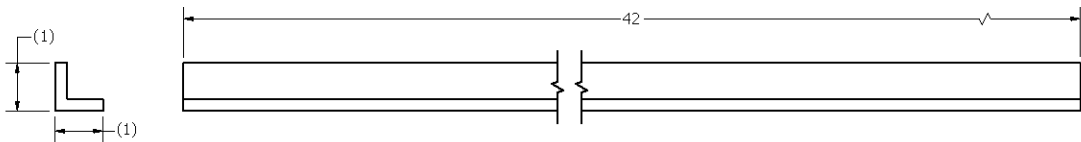




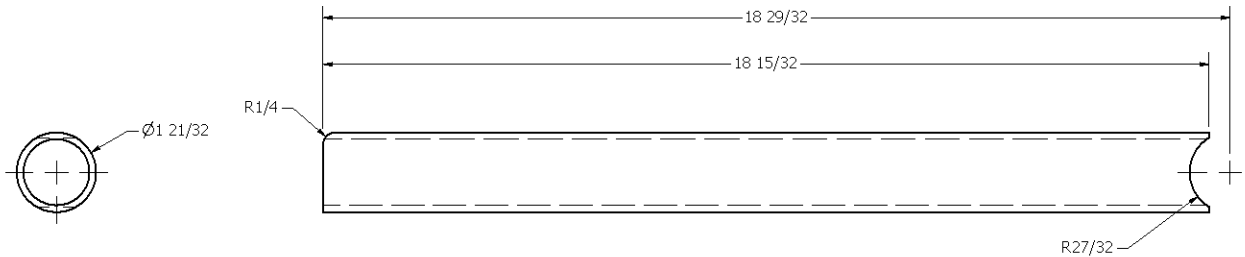
Item: 4, FE-00006-05 Upper Rail "B"  
Resource: 2  
Scale: 1/2



Item: 5, FE-00006-08 Gate Stop  
Resource: 3  
Scale: 1/1

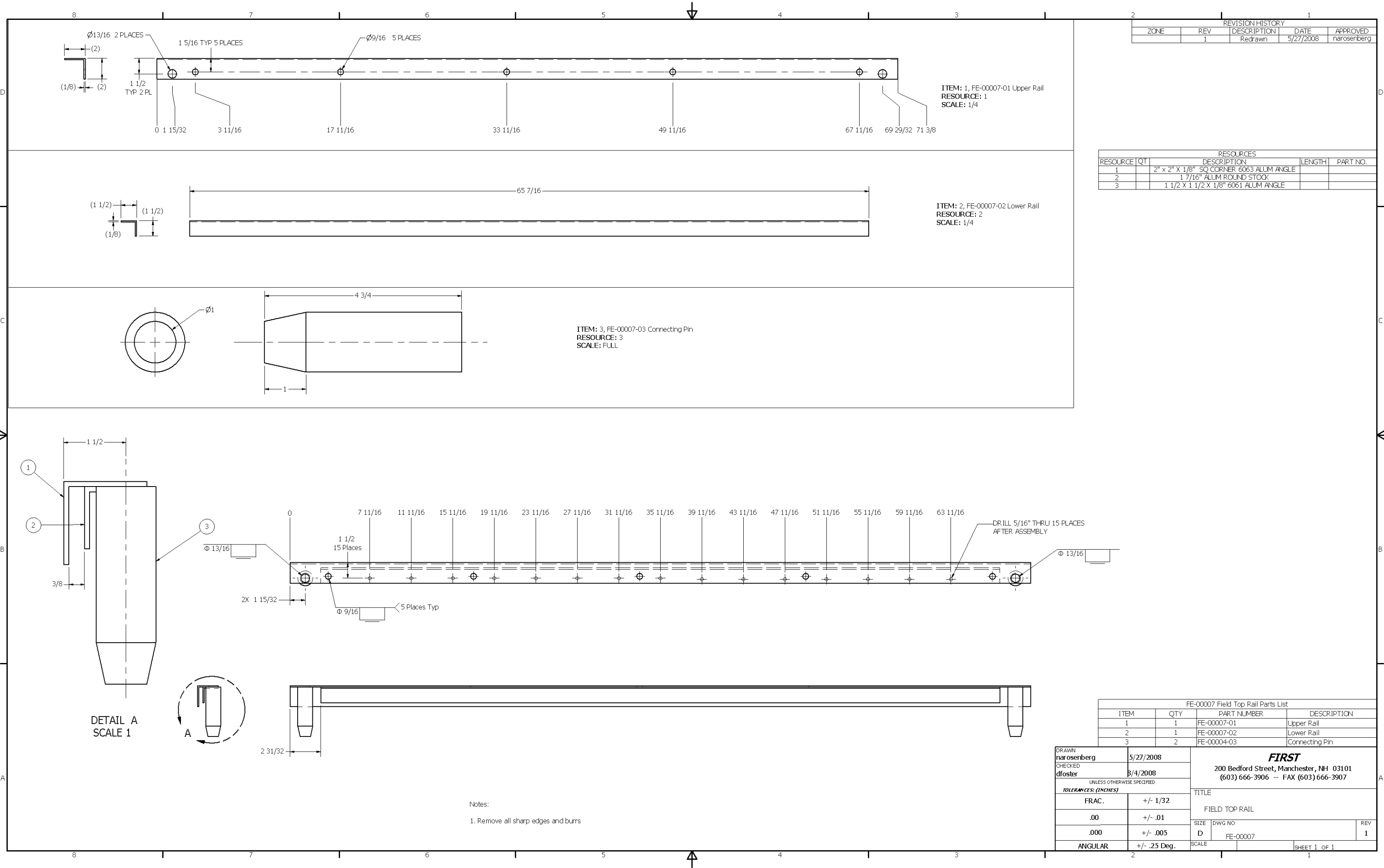


Item: 6, FE-00006-09 Ramp Stop  
Resource: 4  
Scale: 1/2



Item: 7, FE-00006-10 Vertical Support  
Resource: 2  
Scale: 1/2

DRAWN dfoster	8/5/2008	<b>FIRST</b> 200 Bedford Street, Manchester, NH 03101 (603) 666-3906 -- FAX (603) 666-3907		
CHECKED narosenberg	8/13/2008			
UNLESS OTHERWISE SPECIFIED		TITLE		
FRAC.	+/- 1/32	Field Gate - Weldment		
.00	+/- .01	SIZE	DWG NO	REV
.000	+/- .005	D	FE-00006	1
ANGULAR	+/- .25 Deg.	SCALE	SHEET 3 OF 3	

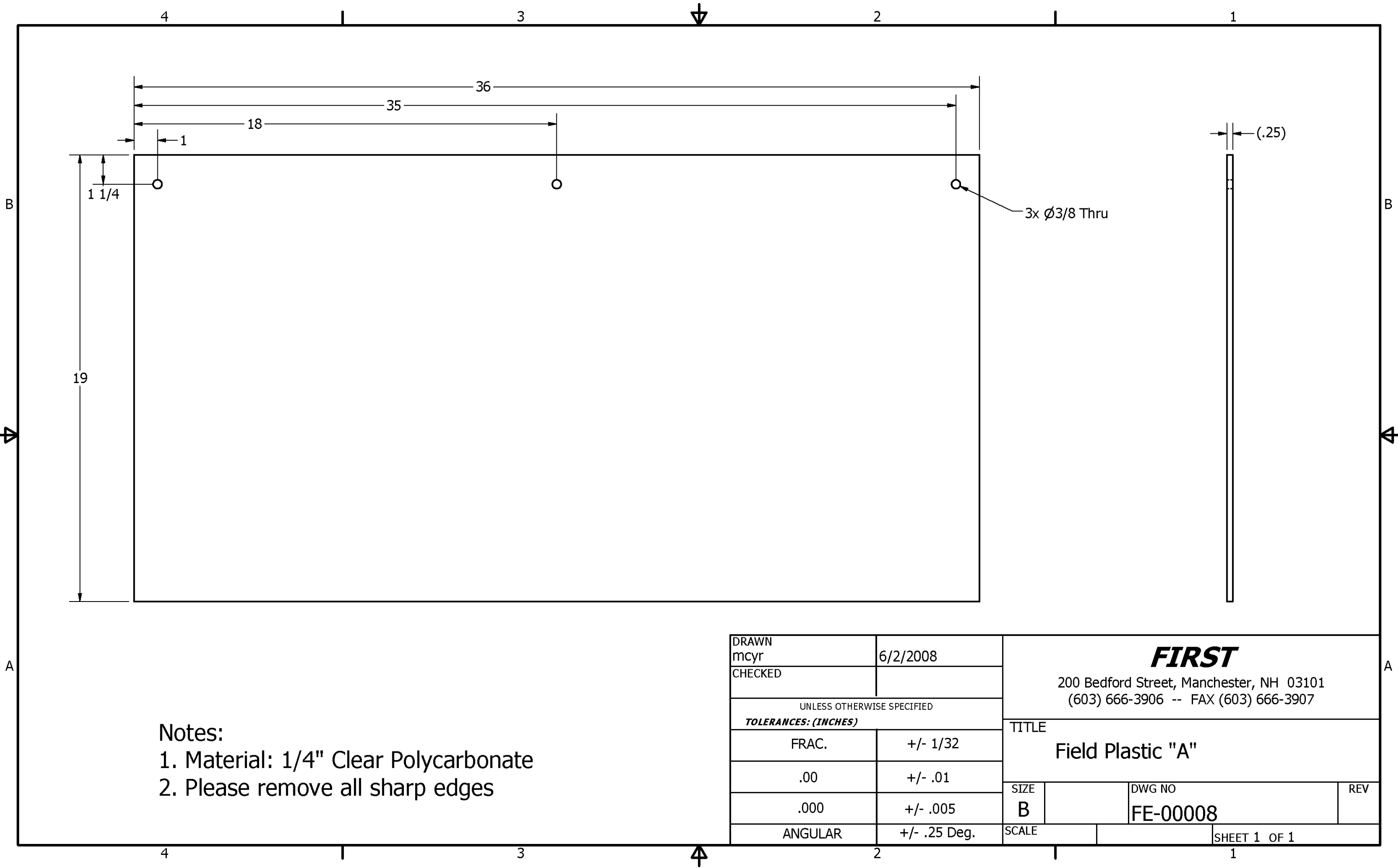


REVISION HISTORY				
ZONE	REV	DESCRIPTION	DATE	APPROVED
	1	Redrawn	5/27/2008	narosenberg

RESOURCES				
RESOURCE	QT	DESCRIPTION	LENGTH	PART NO.
1		2" x 2" X 1/8" SQ CORNER 6063 ALUM ANGLE		
2		1 7/16" ALUM ROUND STOCK		
3		1 1/2 X 1 1/2 X 1/8" 6061 ALUM ANGLE		

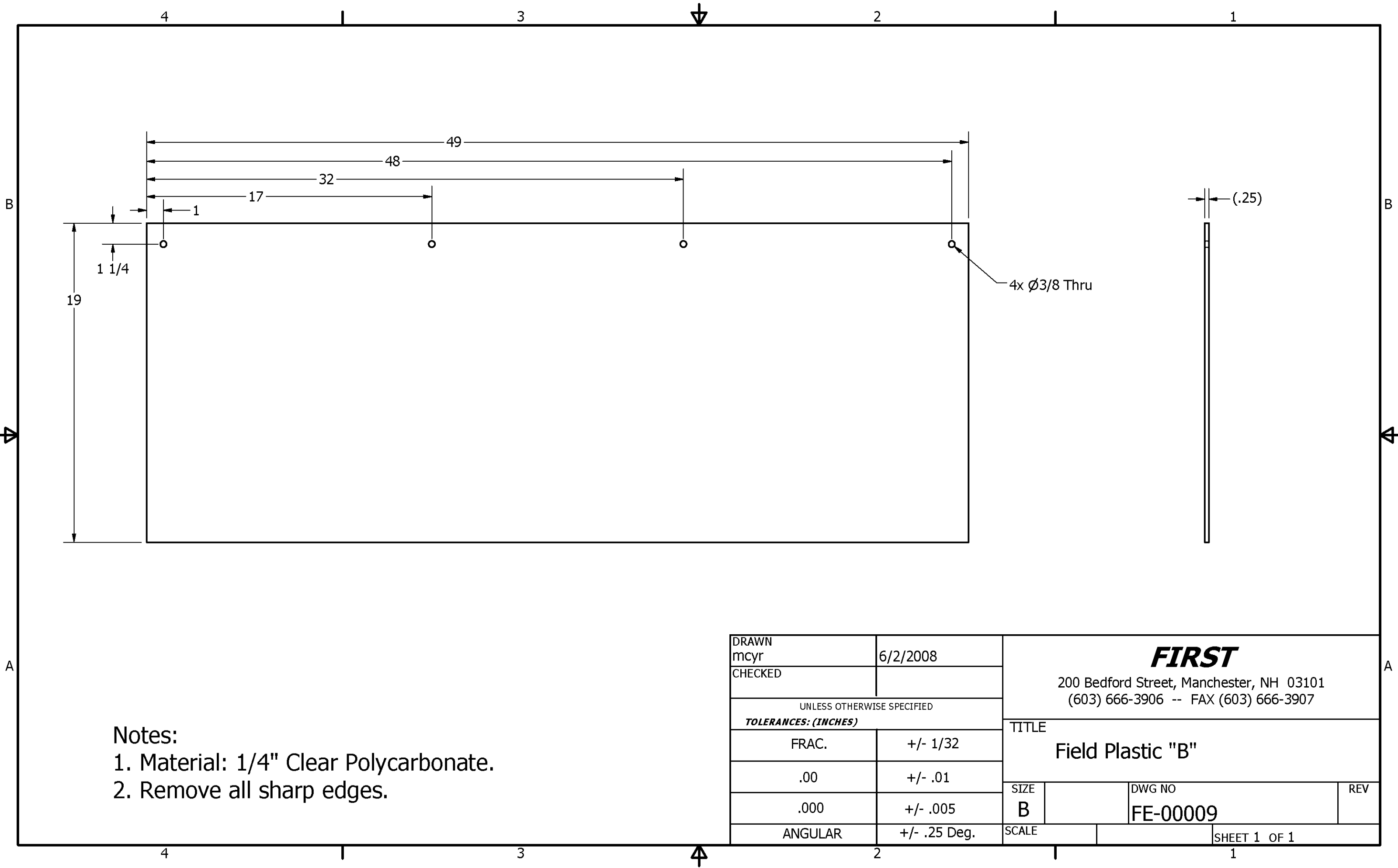
FE-00007 Field Top Rail Parts List			
ITEM	QTY	PART NUMBER	DESCRIPTION
1	1	FE-00007-01	Upper Rail
2	1	FE-00007-02	Lower Rail
3	2	FE-00004-03	Connecting Pin

DRAWN narosenberg		5/27/2008	<b>FIRST</b> 200 Bedford Street, Manchester, NH 03101 (603) 666-3906 -- FAX (603) 666-3907	
CHECKED dfoster		8/4/2008		
UNLESS OTHERWISE SPECIFIED				
TOLERANCES: (INCHES)			TITLE	
FRAC.		+/- 1/32	FIELD TOP RAIL	
.00		+/- .01	SIZE	DWG NO
.000		+/- .005	D	FE-00007
ANGULAR		+/- .25 Deg.	SCALE	SHEET 1 OF 1



- Notes:
1. Material: 1/4" Clear Polycarbonate
  2. Please remove all sharp edges

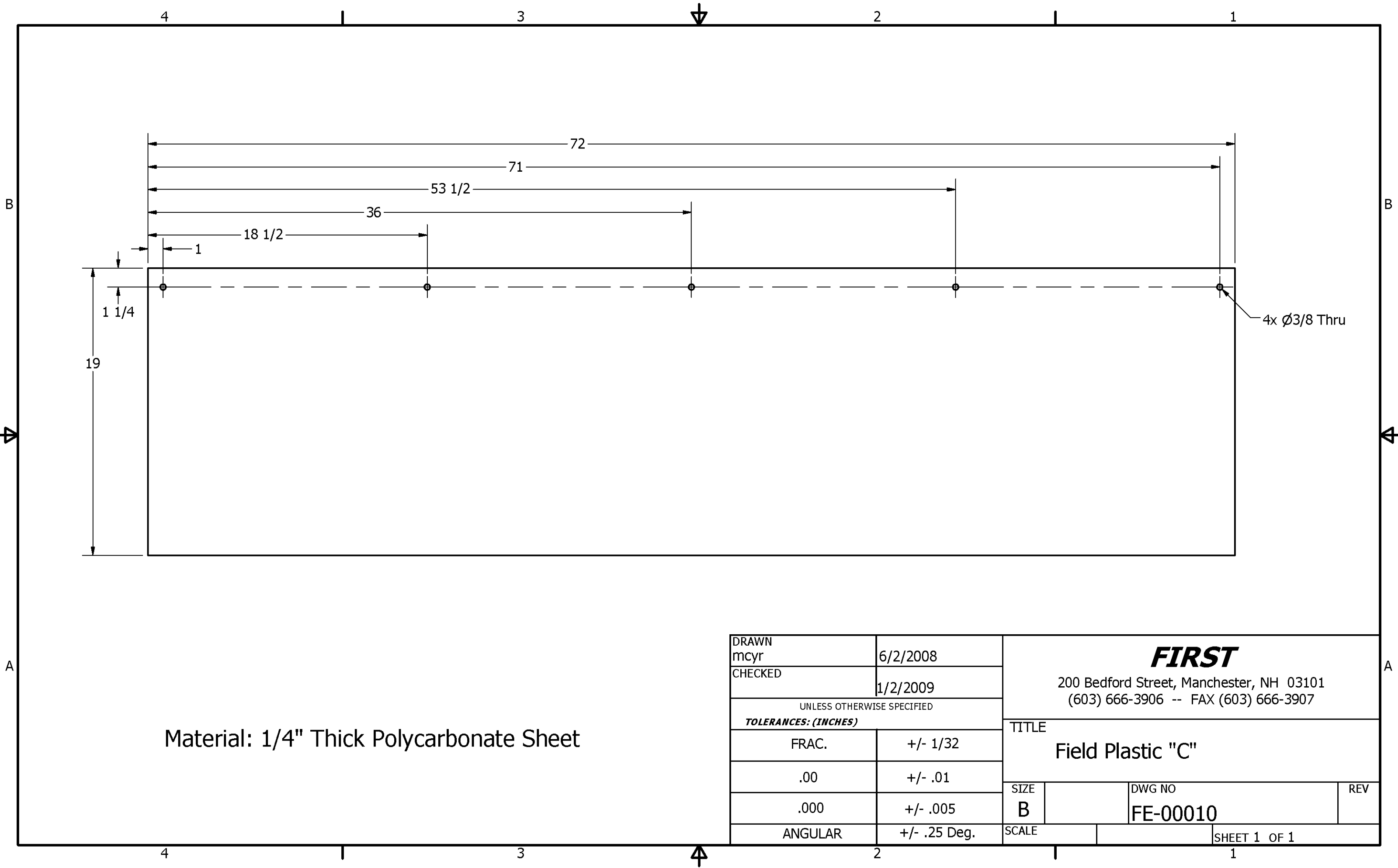
DRAWN mcyr	6/2/2008	<b>FIRST</b> 200 Bedford Street, Manchester, NH 03101 (603) 666-3906 -- FAX (603) 666-3907		
CHECKED				
UNLESS OTHERWISE SPECIFIED <b>TOLERANCES: (INCHES)</b>		TITLE Field Plastic "A"		
FRAC.	+/- 1/32			
.00	+/- .01			
.000	+/- .005	SIZE B	DWG NO FE-00008	REV
ANGULAR	+/- .25 Deg.	SCALE	SHEET 1 OF 1	



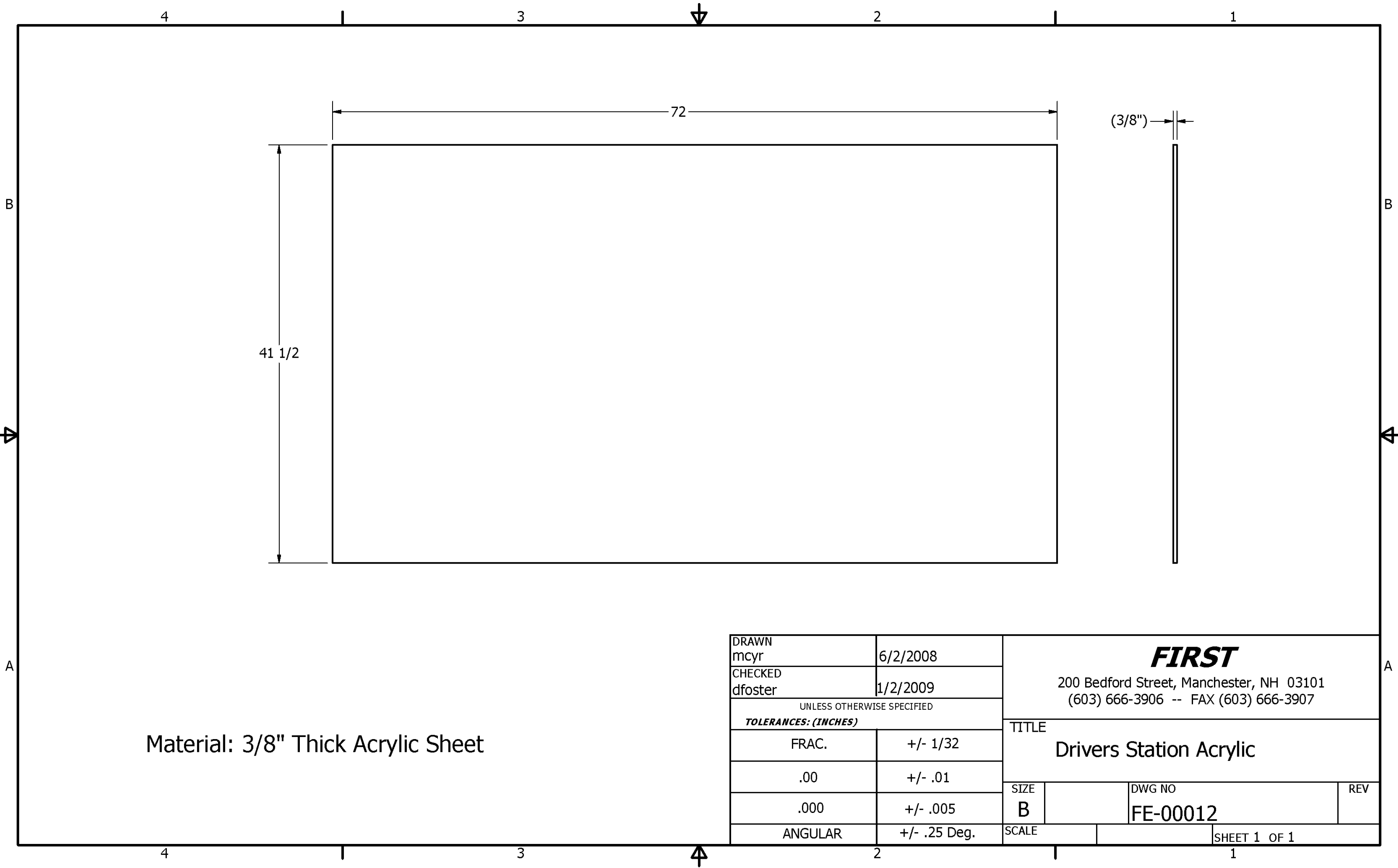
Notes:  
1. Material: 1/4" Clear Polycarbonate.  
2. Remove all sharp edges.

DRAWN mcyr	6/2/2008	<div><div>FIRST</div><div>200 Bedford Street, Manchester, NH 03101 (603) 666-3906 -- FAX (603) 666-3907</div></div>			
CHECKED					
UNLESS OTHERWISE SPECIFIED TOLERANCES: (INCHES)		TITLE Field Plastic "B"			
FRAC.	+/- 1/32				
.00	+/- .01				
.000	+/- .005	SIZE B	DWG NO FE-00009		REV
ANGULAR	+/- .25 Deg.	SCALE	SHEET 1 OF 1		



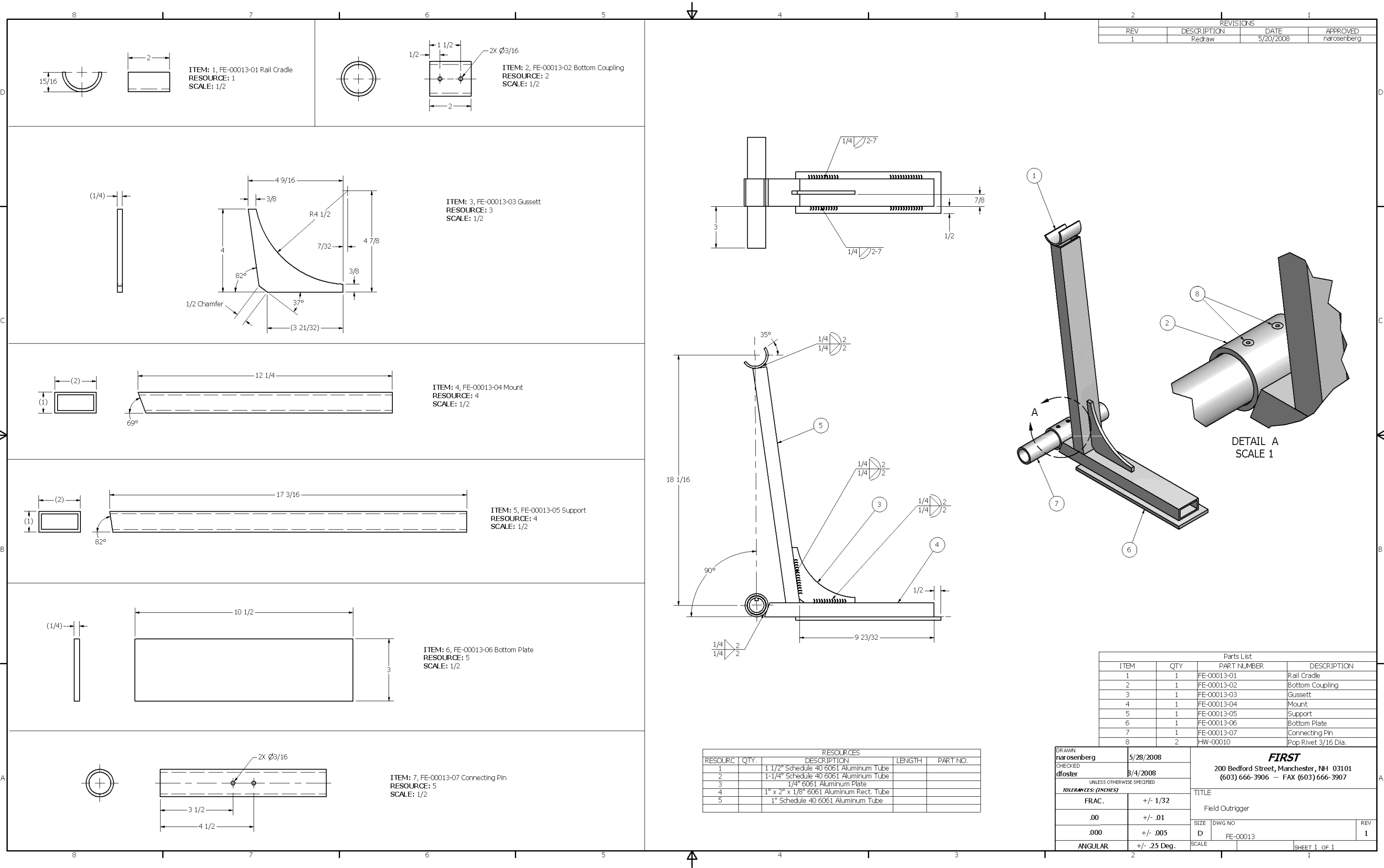






Material: 3/8" Thick Acrylic Sheet

DRAWN mcyр	6/2/2008	<div><b>FIRST</b></div> <div>200 Bedford Street, Manchester, NH 03101 (603) 666-3906 -- FAX (603) 666-3907</div>		
CHECKED dfoster	1/2/2009			
UNLESS OTHERWISE SPECIFIED <b>TOLERANCES: (INCHES)</b>				
FRAC.	+/- 1/32	TITLE  Drivers Station Acrylic		
.00	+/- .01			
.000	+/- .005			
ANGULAR	+/- .25 Deg.	SIZE <b>B</b>	DWG NO <b>FE-00012</b>	REV
		SCALE	SHEET 1 OF 1	



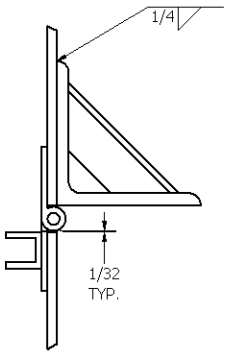
REVISIONS			
REV	DESCRIPTION	DATE	APPROVED
1	Redraw	5/20/2008	narosenberg

Parts List			
ITEM	QTY	PART NUMBER	DESCRIPTION
1	1	FE-00013-01	Rail Cradle
2	1	FE-00013-02	Bottom Coupling
3	1	FE-00013-03	Gussett
4	1	FE-00013-04	Mount
5	1	FE-00013-05	Support
6	1	FE-00013-06	Bottom Plate
7	1	FE-00013-07	Connecting Pin
8	2	HW-00010	Pop Rivet 3/16 Dia.

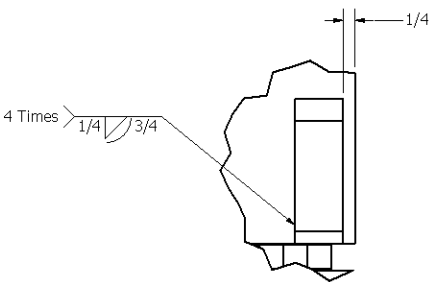
DRAWN narosenberg		5/28/2008	<b>FIRST</b> 200 Bedford Street, Manchester, NH 03101 (603) 666-3906 -- FAX (603) 666-3907	
CHECKED dfoster		8/4/2008		
UNLESS OTHERWISE SPECIFIED			TITLE	
TOLERANCES: (INCHES)			Field Outrigger	
FRAC.		+/- 1/32	SIZE DWG NO	
.00		+/- .01	D FE-00013	
.000		+/- .005	REV	
ANGULAR		+/- .25 Deg.	1	
SCALE			SHEET 1 OF 1	

REVISION HISTORY				
ZONE	REV	DESCRIPTION	DATE	APPROVED
	1	Redrawn	5/27/2008	narosenberg

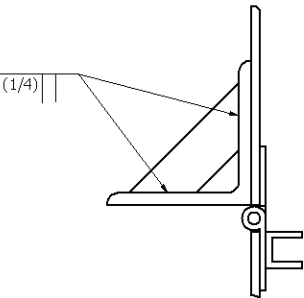
RESOURCES		
RESOURCE	QTY.	DESCRIPTION
1	AR	3/16" 3003 ALUMINUM DIAMOND PLATE
2	39"	3" ALUMINUM HINGE, 1/4" PIN
3	39"	3/4" X 3/4" X 1/8" 6061-T6 ALUMINUM CHANNEL
4	1"	3" X 3" X 1/4" 6061-T6 ALUMINUM ANGLE
5	4"	1" X 1" X 1/8" 6061-T6 ALUMINUM ANGLE



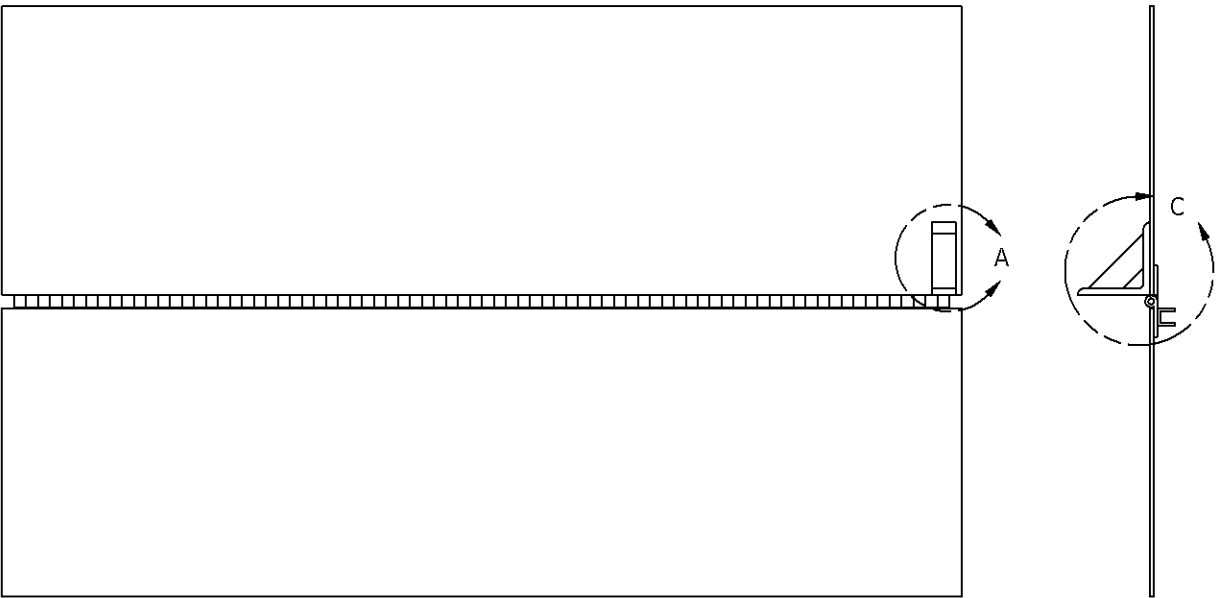
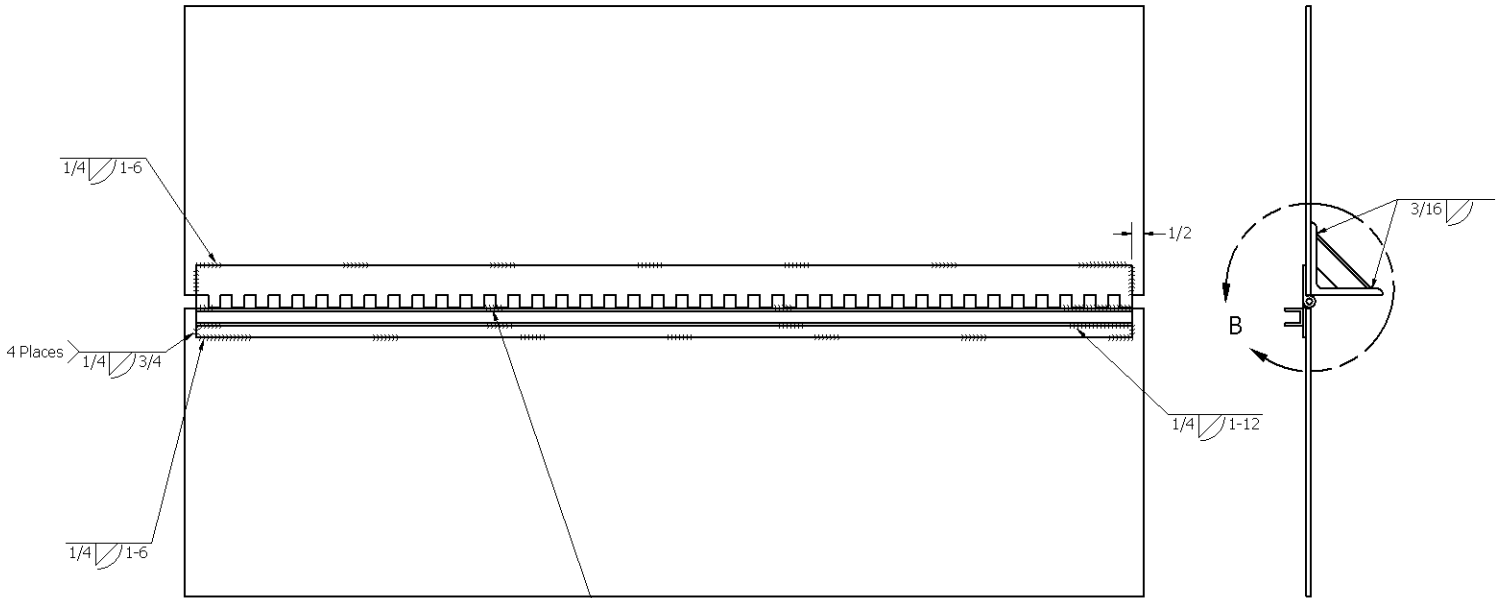
DETAIL B  
SCALE 1 / 2



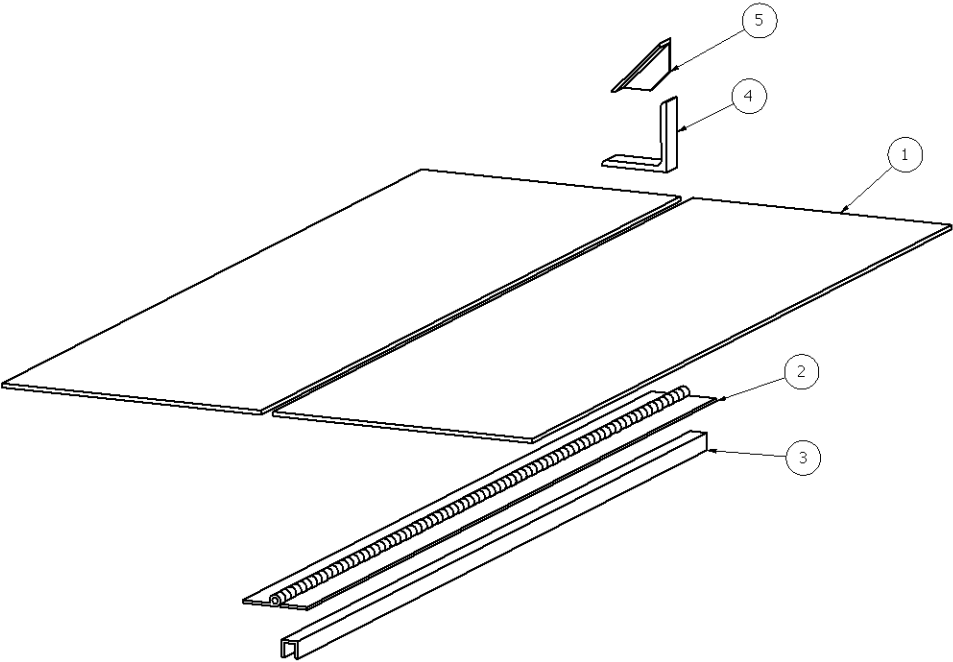

DETAIL A  
SCALE 1 / 2



DETAIL C  
SCALE 1 / 2

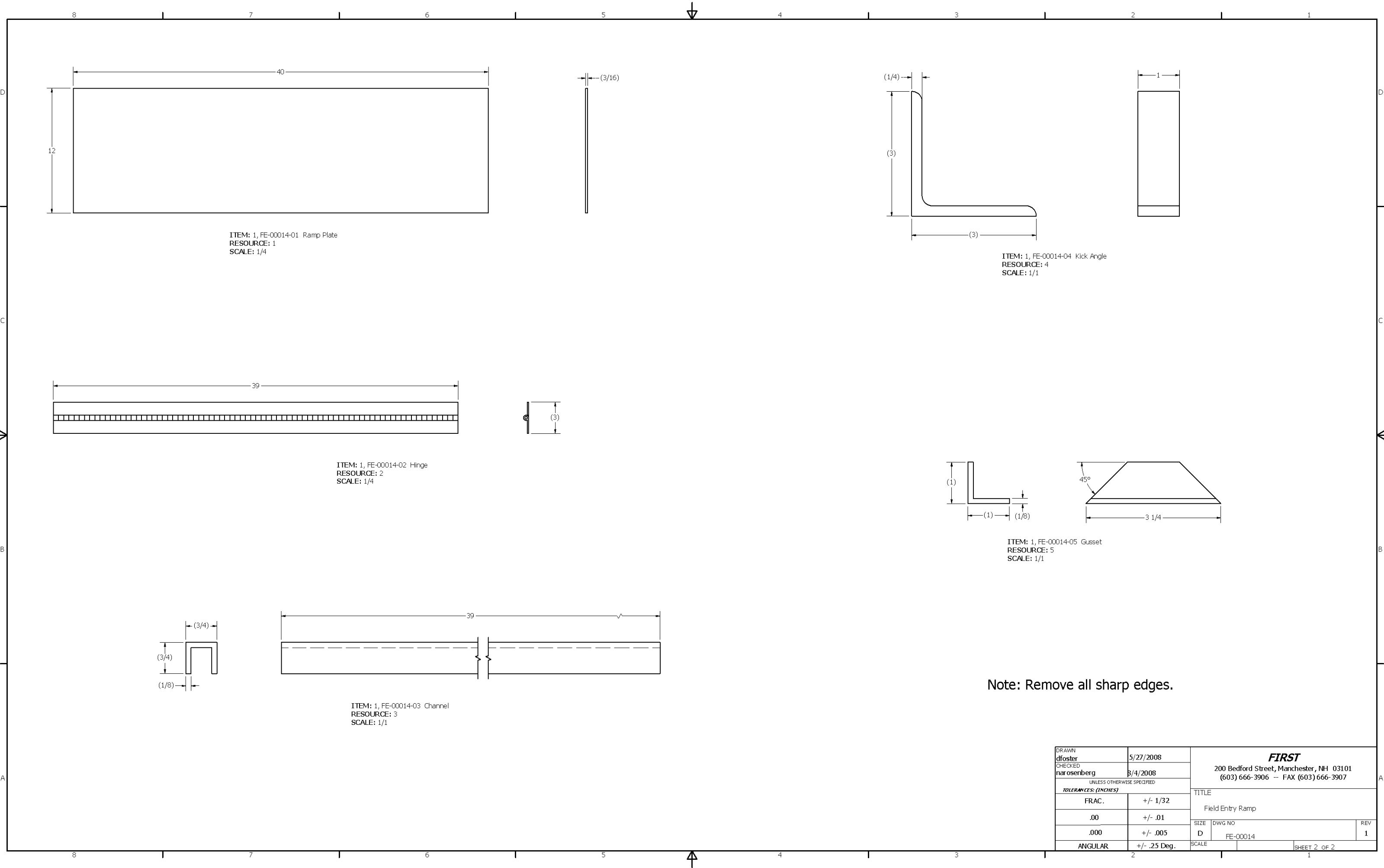


1/4" 3/4-12 welds should be centered on fingers of hinge.

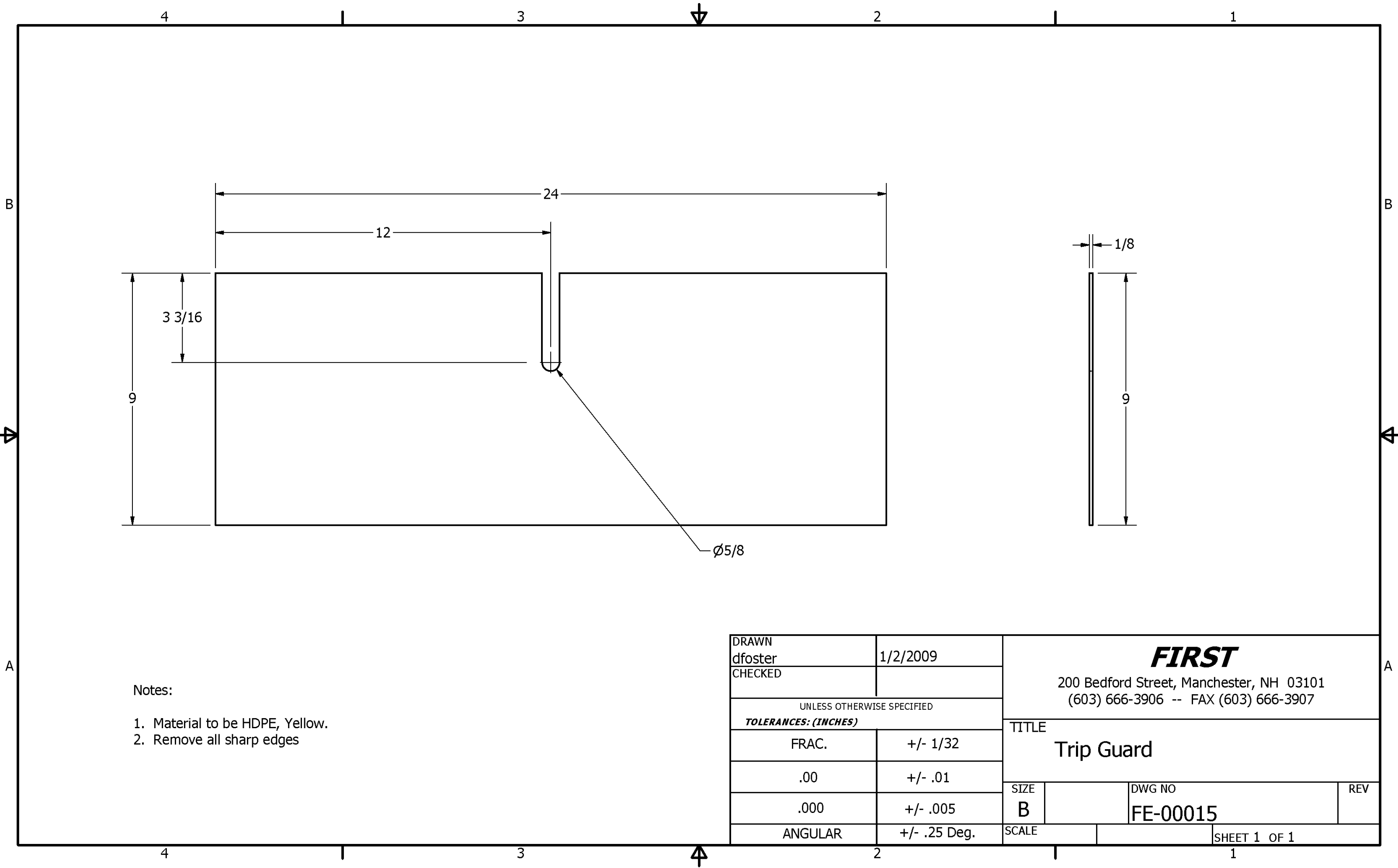


Parts List			
ITEM	QTY	PART NUMBER	DESCRIPTION
1	2	FE-00014-01	Ramp Plate
2	1	FE-00014-02	Hinge
3	1	FE-00014-03	Channel
4	1	FE-00014-04	Kick Angle
5	1	FE-00014-05	Gusset

DRAWN dfoster	5/27/2008	<b>FIRST</b> 200 Bedford Street, Manchester, NH 03101 (603) 666-3906 -- FAX (603) 666-3907	
CHECKED narosenberg	8/4/2008		
UNLESS OTHERWISE SPECIFIED		TITLE	
TOLERANCES: (INCHES)		Field Entry Ramp	
FRAC.	+/- 1/32	SIZE	DWG NO
.00	+/- .01	D	FE-00014
.000	+/- .005	SCALE	SHEET 1 OF 2
ANGULAR	+/- .25 Deg.		



DRAWN dfoster	5/27/2008	<b>FIRST</b> 200 Bedford Street, Manchester, NH 03101 (603) 666-3906 -- FAX (603) 666-3907		
CHECKED narosenberg	8/4/2008			
UNLESS OTHERWISE SPECIFIED		TITLE		
FRAC.	+/- 1/32	Field Entry Ramp		
.00	+/- .01	SIZE	DWG NO	REV
.000	+/- .005	D	FE-00014	1
ANGULAR	+/- .25 Deg.	SCALE	SHEET 2 OF 2	

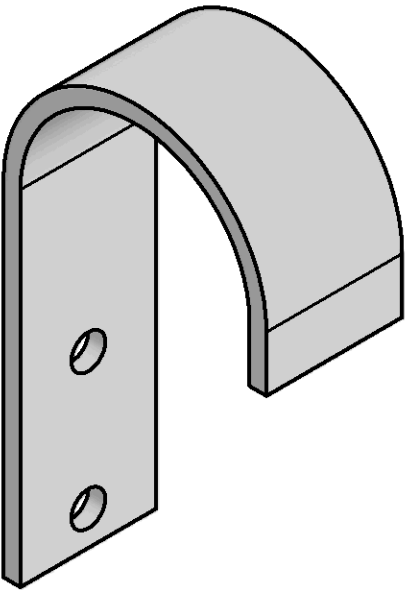
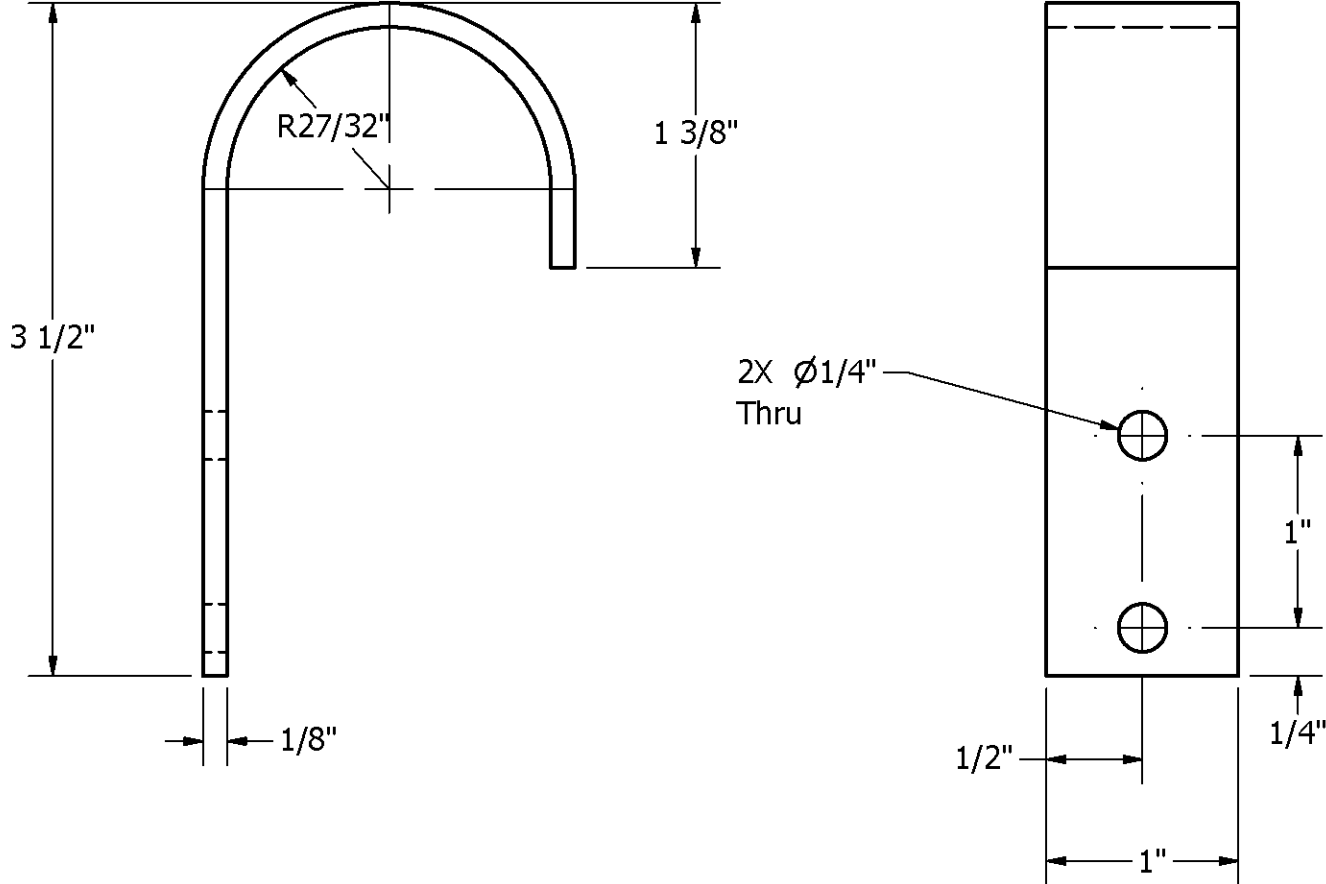


Notes:

- 1. Material to be HDPE, Yellow.
- 2. Remove all sharp edges

DRAWN dfoster	1/2/2009	<div><b>FIRST</b></div> <div>200 Bedford Street, Manchester, NH 03101 (603) 666-3906 -- FAX (603) 666-3907</div>		
CHECKED				
UNLESS OTHERWISE SPECIFIED <b>TOLERANCES: (INCHES)</b>				
FRAC.	+/- 1/32	TITLE  Trip Guard		
.00	+/- .01			
.000	+/- .005			
ANGULAR	+/- .25 Deg.	SIZE <b>B</b>	DWG NO <b>FE-00015</b>	REV
		SCALE		SHEET 1 OF 1

REVISION HISTORY				
ZONE	REV	DESCRIPTION	DATE	APPROVED
	1	redrawn	5/30/2008	dfoster

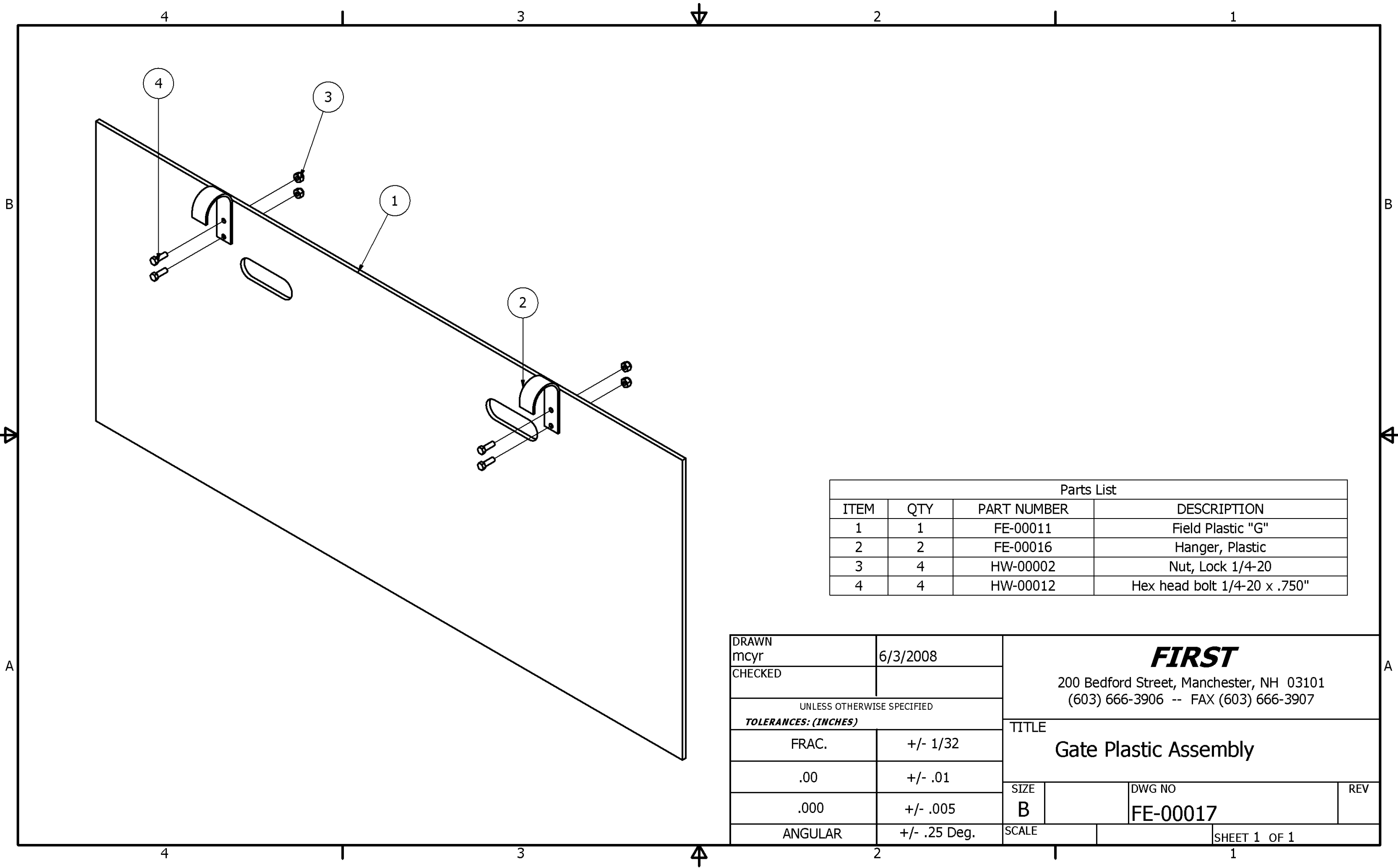


Notes:

1. Material: 6061-T6 Aluminum
2. Remove all sharp edges.

DRAWN dfoster		5/30/2008		<div><b>FIRST</b></div> <div>200 Bedford Street, Manchester, NH 03101 (603) 666-3906 -- FAX (603) 666-3907</div>			
CHECKED narosenberg		8/4/2008					
UNLESS OTHERWISE SPECIFIED <b>TOLERANCES: (INCHES)</b>							
FRAC.		+/- 1/32		TITLE  Hanger, Plastic			
.00		+/- .01					
.000		+/- .005					
ANGULAR		+/- .25 Deg.		SIZE <b>B</b>		DWG NO <b>FE-00016</b>	REV 1
				SCALE			SHEET 1 OF 1

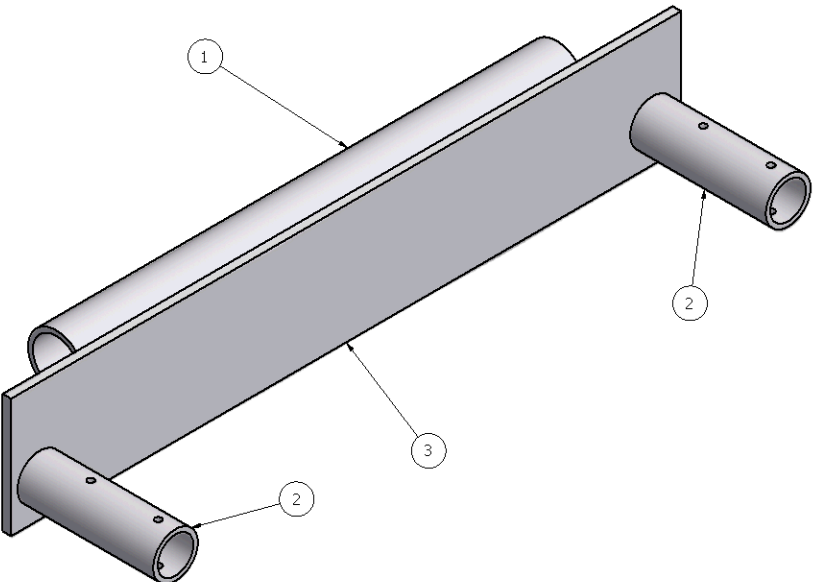




Parts List			
ITEM	QTY	PART NUMBER	DESCRIPTION
1	1	FE-00011	Field Plastic "G"
2	2	FE-00016	Hanger, Plastic
3	4	HW-00002	Nut, Lock 1/4-20
4	4	HW-00012	Hex head bolt 1/4-20 x .750"

DRAWN mcyр		6/3/2008		<div><b>FIRST</b></div> <div>200 Bedford Street, Manchester, NH 03101 (603) 666-3906 -- FAX (603) 666-3907</div>			
CHECKED							
UNLESS OTHERWISE SPECIFIED <b>TOLERANCES: (INCHES)</b>							
FRAC.		+/- 1/32		TITLE  Gate Plastic Assembly			
.00		+/- .01					
.000		+/- .005					
ANGULAR		+/- .25 Deg.		SIZE <b>B</b>		DWG NO <b>FE-00017</b>	REV
				SCALE		SHEET 1 OF 1	

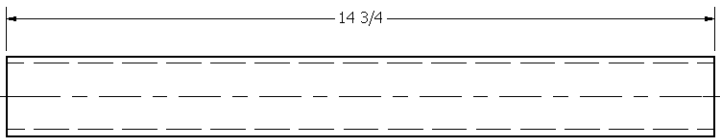
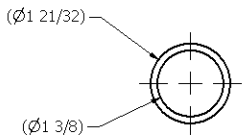
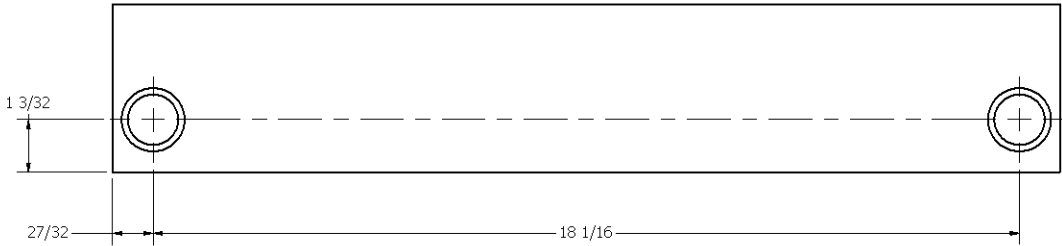
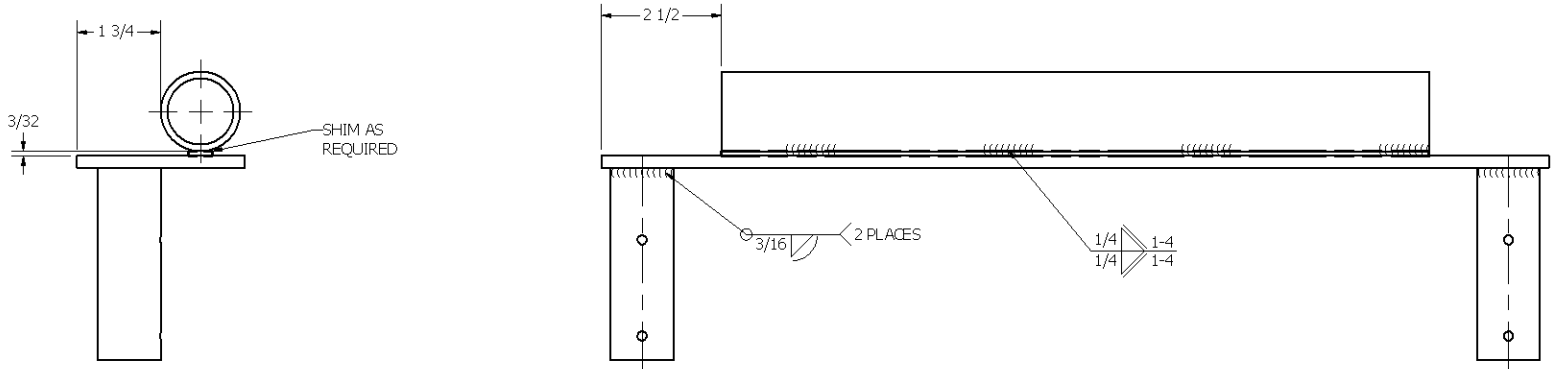
REVISION HISTORY				
ZONE	REV	DESCRIPTION	DATE	APPROVED
	1	redrawn	5/30/2008	narosenberg



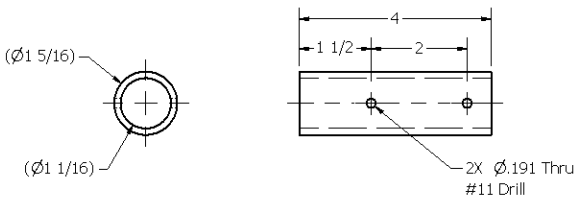
RESOURCES		
RESOURCE	QTY.	DESCRIPTION
1	15"	1 1/4" SCHEDULE 40 6061-T6 ALUMINUM PIPE
2	8"	1" SCHEDULE 40 6061-T6 ALUMINUM PIPE
3	20"	3 1/2" X 1/4" 6061-T6 ALUMINUM BAR

Parts List			
ITEM	QTY	PART NUMBER	DESCRIPTION
1	1	FE-00018-01	Connecting Tube
2	2	FE-00018-02	Insert Tube
3	1	FE-00018-03	Mounting Plate

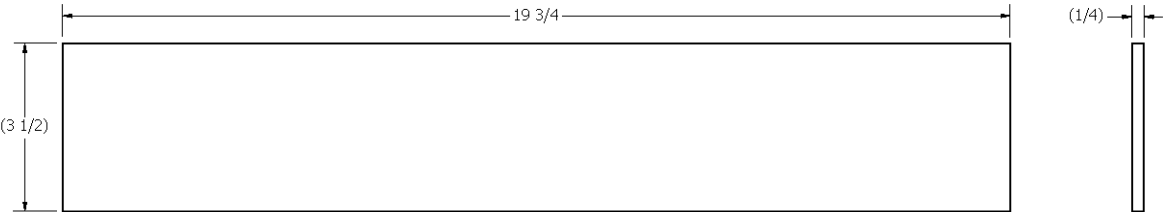
DRAWN dfoster		5/30/2008	<b>FIRST</b> 200 Bedford Street, Manchester, NH 03101 (603) 666-3906 -- FAX (603) 666-3907	
CHECKED narosenberg		8/4/2008		
UNLESS OTHERWISE SPECIFIED			TITLE	
TOLERANCES: (INCHES)			CORNER CONNECTOR	
FRAC.	+/- 1/32		SIZE	DWG NO
.00	+/- .01		D	FE-00018
.000	+/- .005		SCALE	SHEET 1 OF 1
ANGULAR	+/- .25 Deg.			



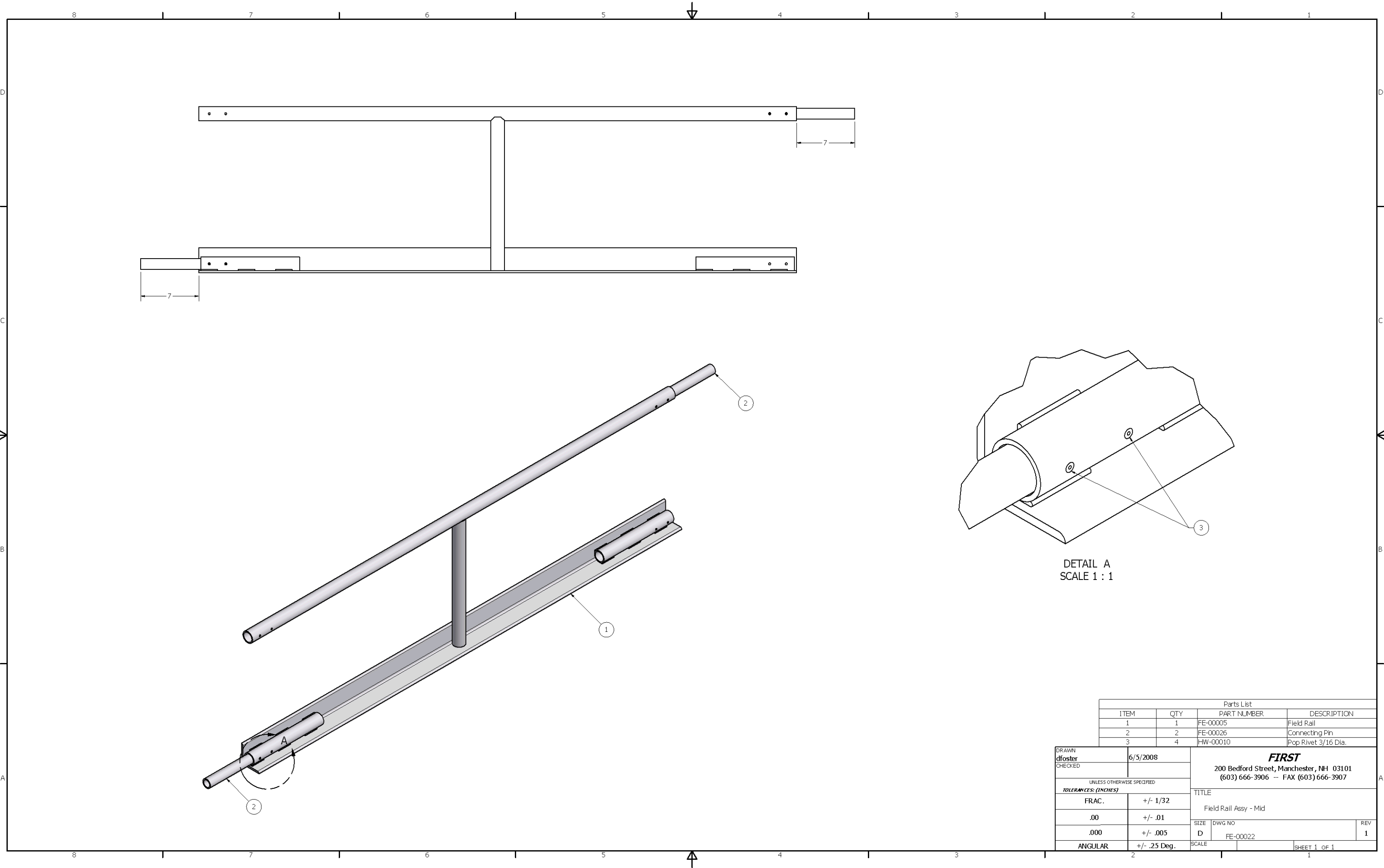
ITEM: 1, FE-00018-01 CONNECTING TUBE  
RESOURCE: 1  
SCALE: 1/2



ITEM: 2, FE-00018-02 INSERT TUBE  
RESOURCE: 2  
SCALE: 1/2



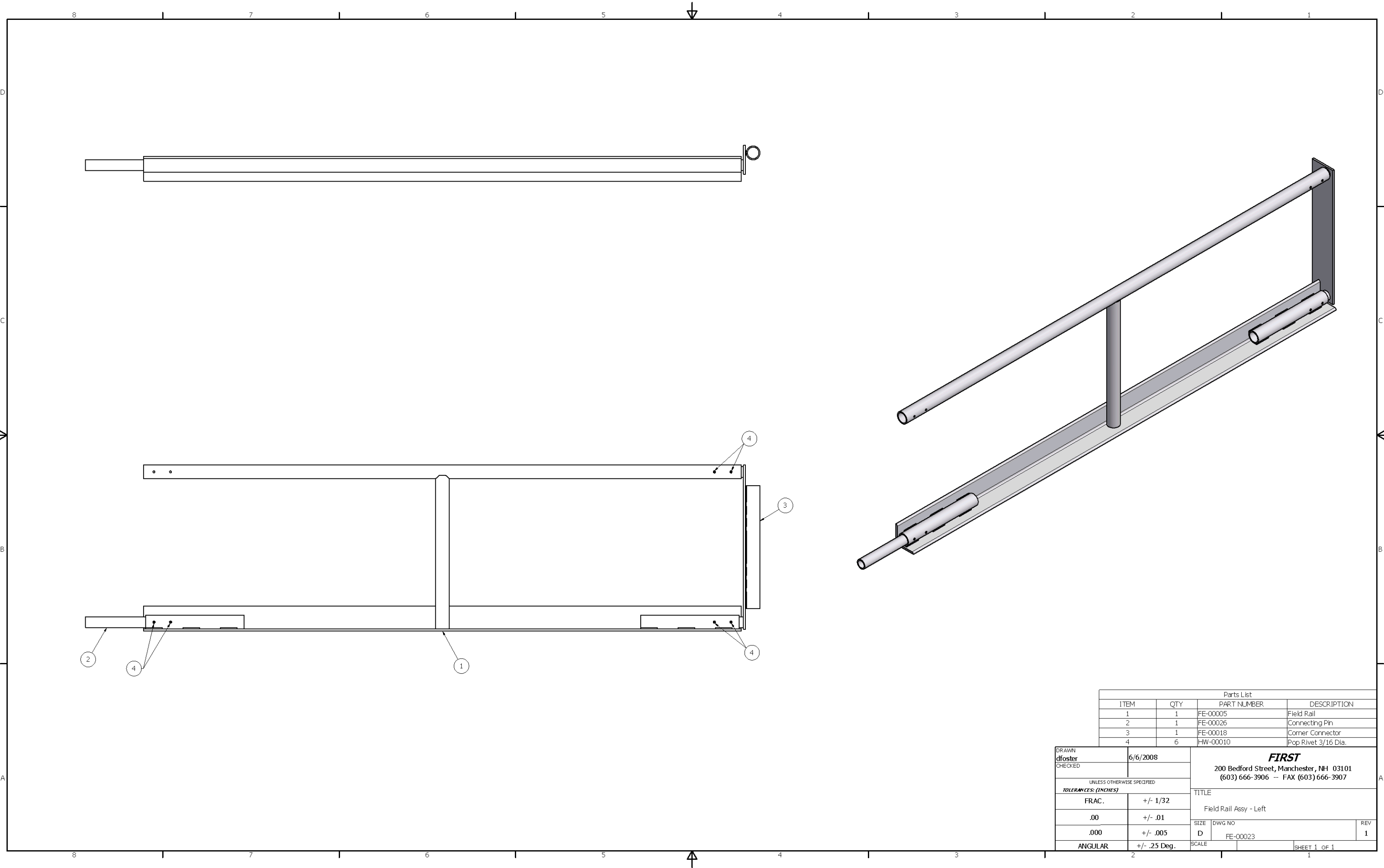
ITEM: 3, FE-00018-03 MOUNTING PLATE  
RESOURCE: 3  
SCALE: 1/2



Parts List			
ITEM	QTY	PART NUMBER	DESCRIPTION
1	1	FE-00005	Field Rail
2	2	FE-00026	Connecting Pin
3	4	HW-00010	Pop Rivet 3/16 Dia.

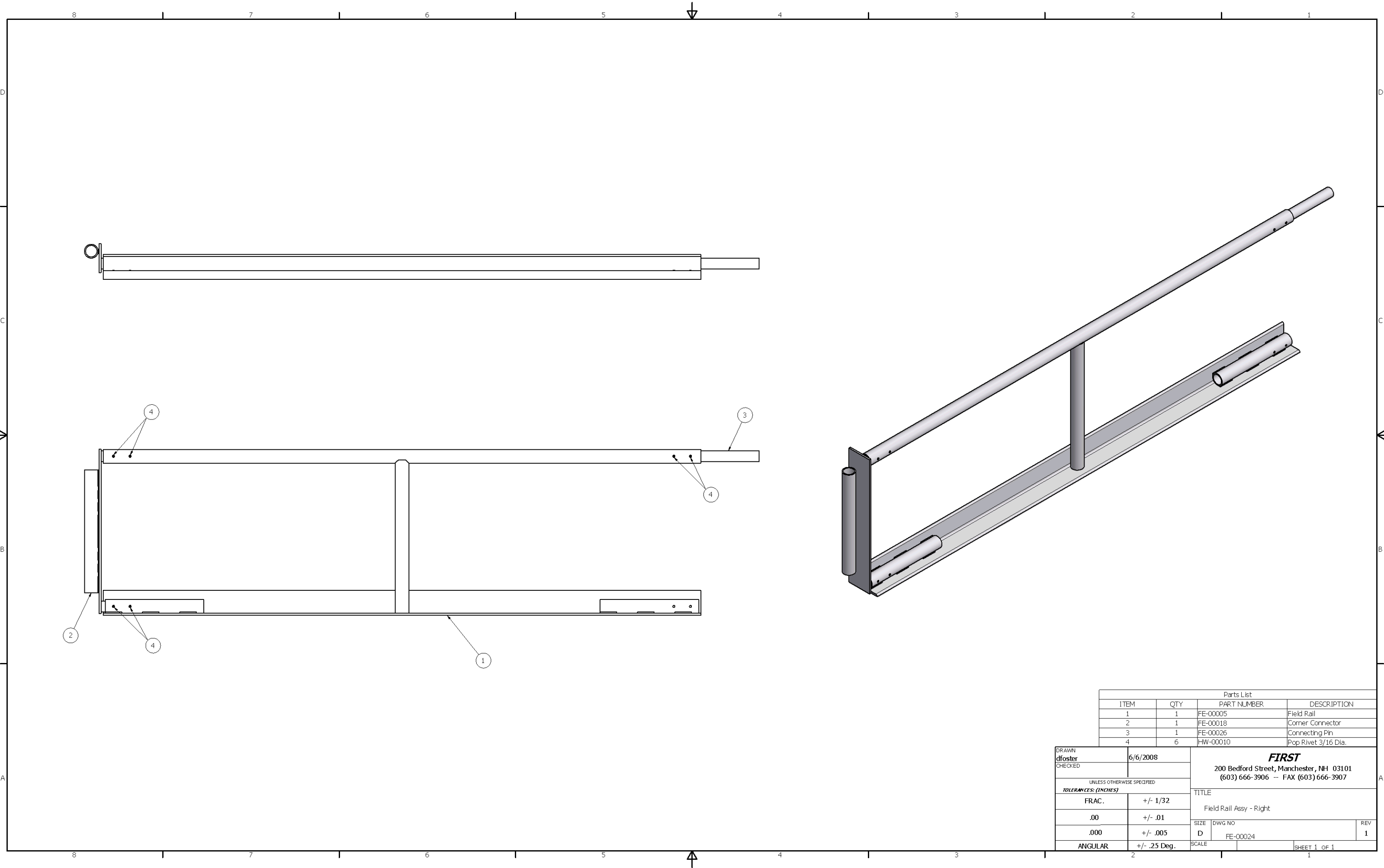
DRAWN dfoster	6/5/2008	<b>FIRST</b> 200 Bedford Street, Manchester, NH 03101 (603) 666-3906 -- FAX (603) 666-3907	
CHECKED			
UNLESS OTHERWISE SPECIFIED		TITLE	
TOLERANCES: (INCHES)		Field Rail Assy - Mid	
FRAC.	+/- 1/32	SIZE	DWG NO
.00	+/- .01	D	FE-00022
.000	+/- .005	SCALE	REV
ANGULAR	+/- .25 Deg.		1

SHEET 1 OF 1	
--------------	--



Parts List			
ITEM	QTY	PART NUMBER	DESCRIPTION
1	1	FE-00005	Field Rail
2	1	FE-00026	Connecting Pin
3	1	FE-00018	Corner Connector
4	6	HW-00010	Pop Rivet 3/16 Dia.

DRAWN dfoster	6/6/2008	<b>FIRST</b> 200 Bedford Street, Manchester, NH 03101 (603) 666-3906 -- FAX (603) 666-3907	
CHECKED			
UNLESS OTHERWISE SPECIFIED		TITLE	
TOLERANCES: (INCHES)		Field Rail Assy - Left	
FRAC.	+/- 1/32	SIZE	DWG NO
.00	+/- .01	D	FE-00023
.000	+/- .005	SCALE	REV 1
ANGULAR	+/- .25 Deg.	SHEET 1 OF 1	



Parts List			
ITEM	QTY	PART NUMBER	DESCRIPTION
1	1	FE-00005	Field Rail
2	1	FE-00018	Corner Connector
3	1	FE-00026	Connecting Pin
4	6	HW-00010	Pop Rivet 3/16 Dia.

DRAWN dfoster	6/6/2008	<b>FIRST</b> 200 Bedford Street, Manchester, NH 03101 (603) 666-3906 -- FAX (603) 666-3907	
CHECKED			
UNLESS OTHERWISE SPECIFIED		TITLE	
TOLERANCES: (INCHES)		Field Rail Assy - Right	
FRAC.	+/- 1/32	SIZE	DWG NO
.00	+/- .01	D	FE-00024
.000	+/- .005	SCALE	REV
ANGULAR	+/- .25 Deg.		1

SHEET 1	OF 1
---------	------

REVISION HISTORY				
ZONE	REV	DESCRIPTION	DATE	APPROVED
	1	redrawn	6/5/2008	dfoster

(Ø1.313)

(Ø1.031)

14

8 1/4

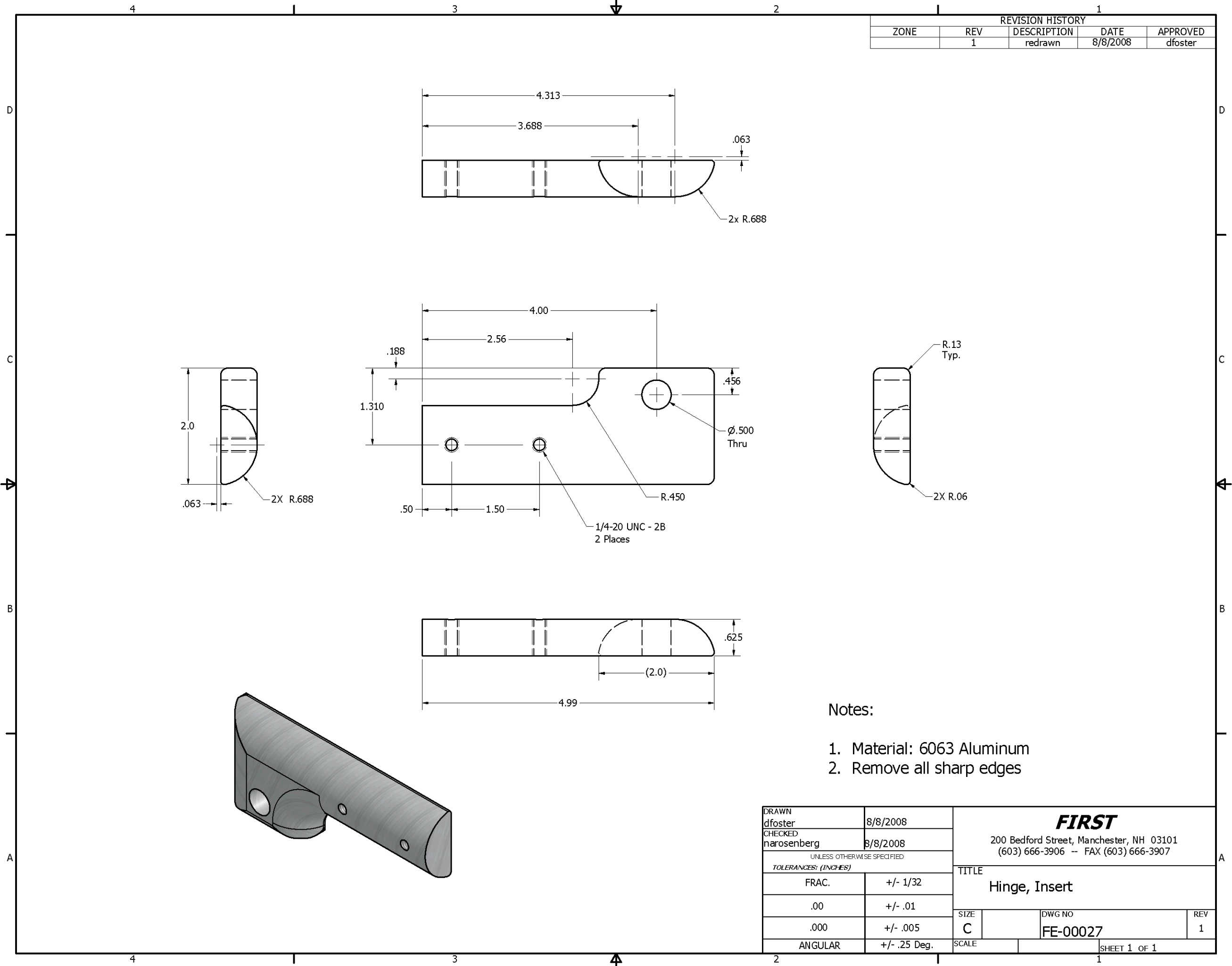
2

2X Ø.191  
#11 Drill

Notes:

1. Material: 1" Schedule 40 Pipe, 6061-T6 Aluminum
2. Remove all sharp edges.

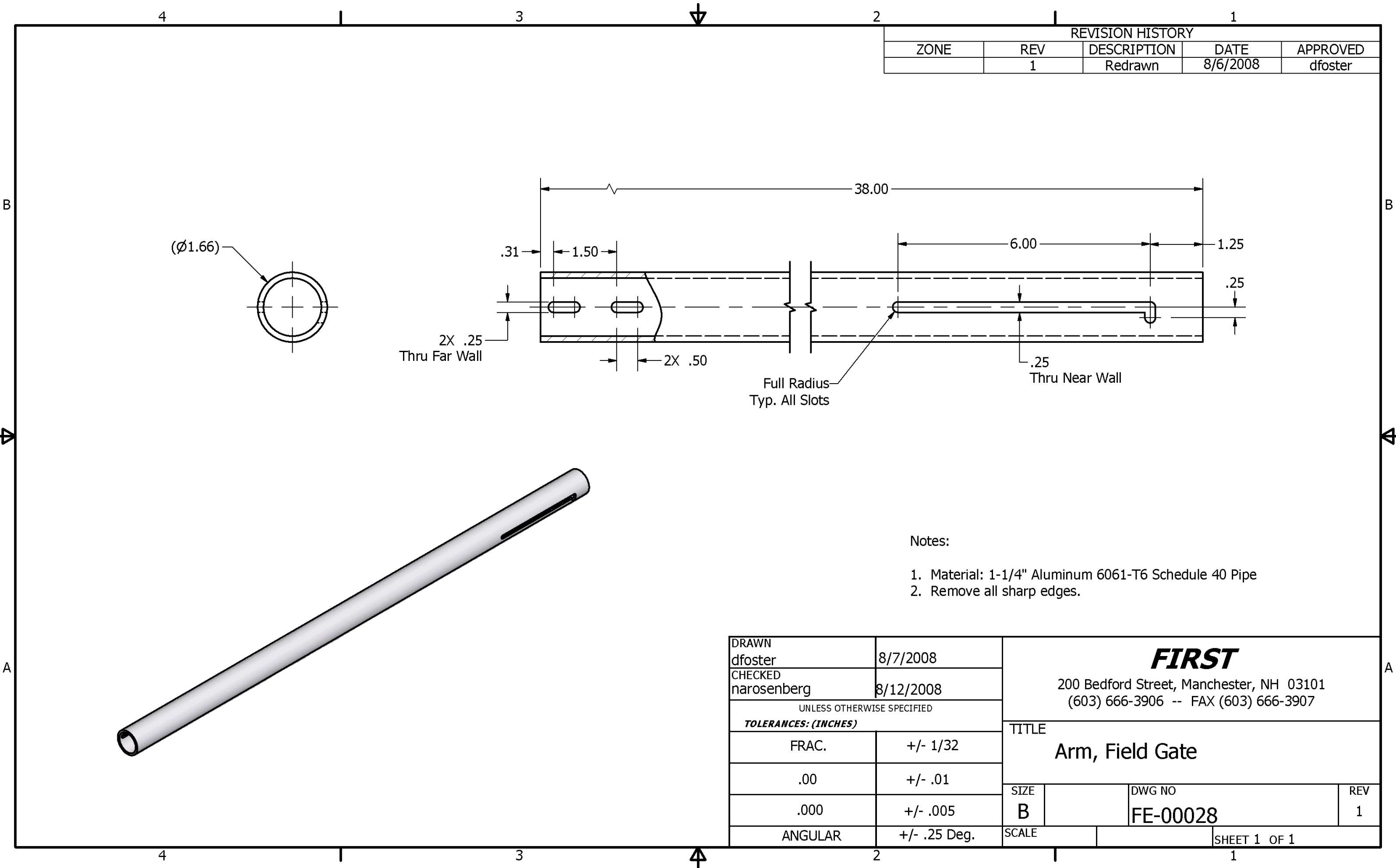
DRAWN dfoster	6/5/2008	<b>FIRST</b> 200 Bedford Street, Manchester, NH 03101 (603) 666-3906 -- FAX (603) 666-3907		
CHECKED narosenberg	8/4/2008			
UNLESS OTHERWISE SPECIFIED <b>TOLERANCES: (INCHES)</b>		TITLE Connector Pin		
FRAC.	+/- 1/32			
.00	+/- .01			
.000	+/- .005	SIZE <b>B</b>	DWG NO <b>FE-00026</b>	REV 1
ANGULAR	+/- .25 Deg.	SCALE	SHEET 1 OF 1	



REVISION HISTORY				
ZONE	REV	DESCRIPTION	DATE	APPROVED
	1	redrawn	8/8/2008	dfoster

- Notes:
- 1. Material: 6063 Aluminum
  - 2. Remove all sharp edges

DRAWN dfoster		8/8/2008		<div><b>FIRST</b></div> <div>200 Bedford Street, Manchester, NH 03101 (603) 666-3906 -- FAX (603) 666-3907</div> <div>TITLE Hinge, Insert</div>			
CHECKED narosenberg		8/8/2008					
UNLESS OTHERWISE SPECIFIED							
TOLERANCES: (INCHES)							
FRAC.		+/- 1/32					
.00		+/- .01					
.000		+/- .005					
ANGULAR		+/- .25 Deg.					
		SIZE C		DWG NO FE-00027		REV 1	
		SCALE			SHEET 1 OF 1		



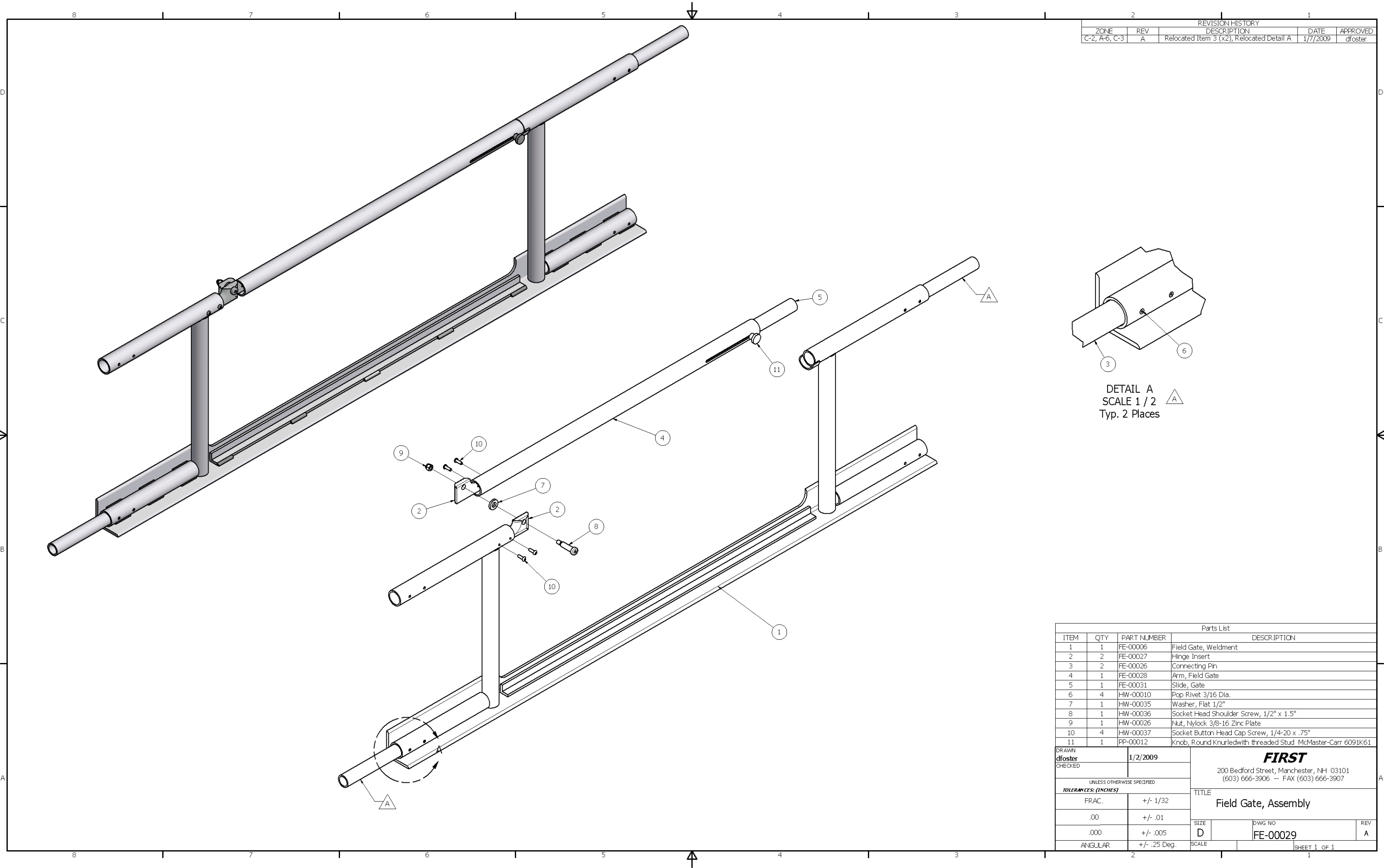
REVISION HISTORY				
ZONE	REV	DESCRIPTION	DATE	APPROVED
	1	Redrawn	8/6/2008	dfoster

Notes:

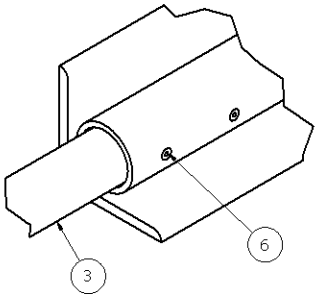
- 1. Material: 1-1/4" Aluminum 6061-T6 Schedule 40 Pipe
- 2. Remove all sharp edges.

DRAWN dfoster	8/7/2008	<div><b>FIRST</b></div> <div>200 Bedford Street, Manchester, NH 03101 (603) 666-3906 -- FAX (603) 666-3907</div>			
CHECKED narosenberg	8/12/2008				
UNLESS OTHERWISE SPECIFIED		TITLE  Arm, Field Gate			
<b>TOLERANCES: (INCHES)</b>					
FRAC.	+/- 1/32				
.00	+/- .01	SIZE <b>B</b>			
.000	+/- .005				
ANGULAR	+/- .25 Deg.				
		DWG NO <b>FE-00028</b>		REV <b>1</b>	
		SCALE		SHEET 1 OF 1	





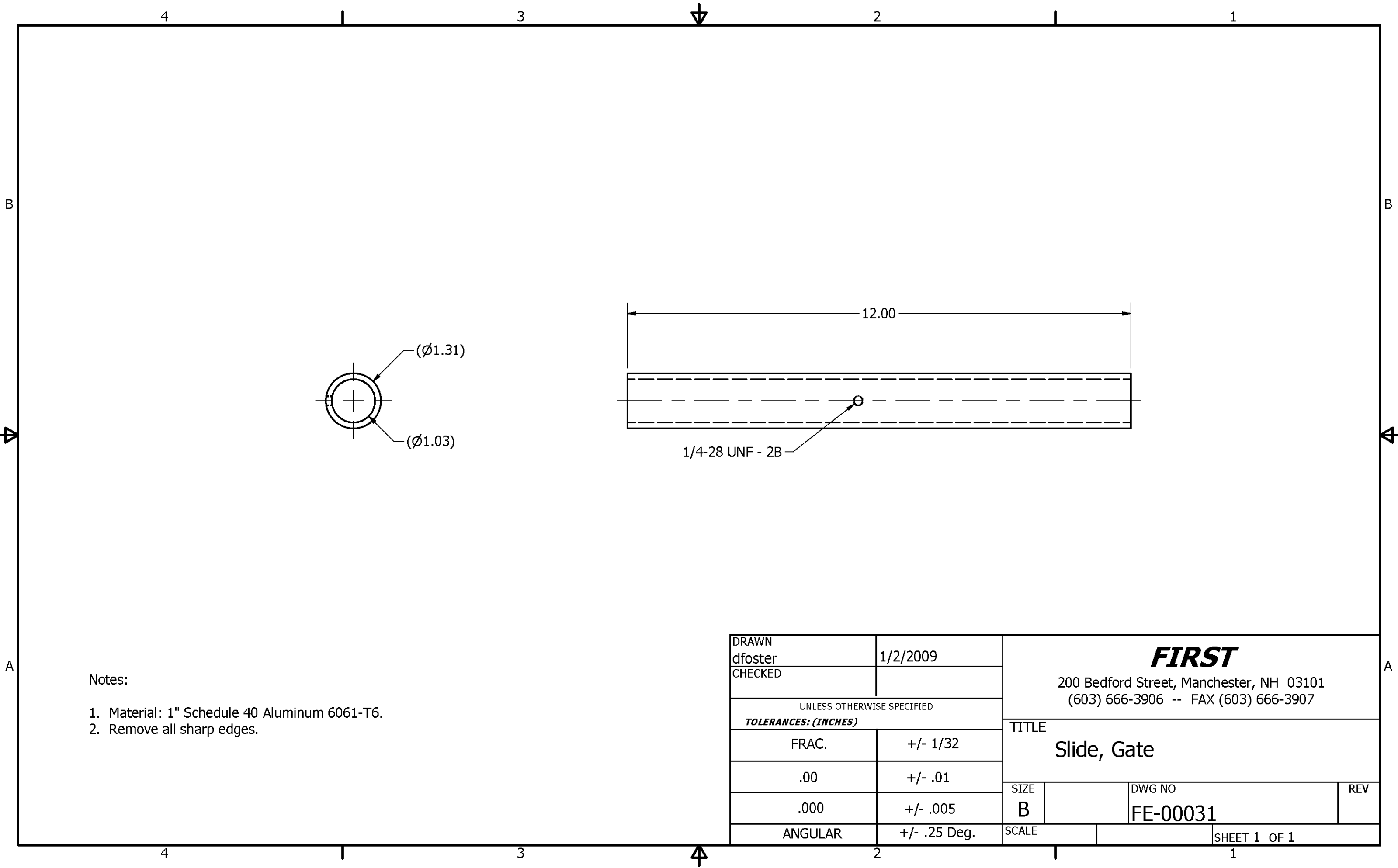
REVISION HISTORY				
ZONE	REV	DESCRIPTION	DATE	APPROVED
C-2, A-6, C-3	A	Relocated Item 3 (x2), Relocated Detail A	1/7/2009	dfoster



DETAIL A  
SCALE 1 / 2  
Typ. 2 Places

Parts List			
ITEM	QTY	PART NUMBER	DESCRIPTION
1	1	FE-00006	Field Gate, Weldment
2	2	FE-00027	Hinge Insert
3	2	FE-00026	Connecting Pin
4	1	FE-00028	Arm, Field Gate
5	1	FE-00031	Slide, Gate
6	4	HW-00010	Pop Rivet 3/16 Dia.
7	1	HW-00035	Washer, Flat 1/2"
8	1	HW-00036	Socket Head Shoulder Screw, 1/2" x 1.5"
9	1	HW-00026	Nut, Nylock 3/8-16 Zinc Plate
10	4	HW-00037	Socket Button Head Cap Screw, 1/4-20 x .75"
11	1	PP-00012	Knob, Round Knurled with threaded Stud McMaster-Carr 6091K61

DRAWN dfoster		1/2/2009		<b>FIRST</b> 200 Bedford Street, Manchester, NH 03101 (603) 666-3906 -- FAX (603) 666-3907		
CHECKED						
UNLESS OTHERWISE SPECIFIED				TITLE  Field Gate, Assembly		
<b>TOLERANCES: (INCHES)</b>						
FRAC.		+/- 1/32		SIZE D	DWG NO FE-00029	REV A
.00		+/- .01				
.000		+/- .005		SCALE		SHEET 1 OF 1
ANGULAR		+/- .25 Deg.				



Notes:

- 1. Material: 1" Schedule 40 Aluminum 6061-T6.
- 2. Remove all sharp edges.

DRAWN dfoster		1/2/2009		<div><b>FIRST</b></div> <div>200 Bedford Street, Manchester, NH 03101 (603) 666-3906 -- FAX (603) 666-3907</div>			
CHECKED							
UNLESS OTHERWISE SPECIFIED <b>TOLERANCES: (INCHES)</b>				TITLE  Slide, Gate			
FRAC.		+/- 1/32					
.00		+/- .01					
.000		+/- .005		SIZE <b>B</b>	DWG NO <b>FE-00031</b>		REV
ANGULAR		+/- .25 Deg.		SCALE		SHEET 1 OF 1	